

DATA ARTIKEL ILMIAH

Judul	: A performance evaluation of load frequency controller using discrete model predictive controller
Penulis	: Adelhard Beni Rehiara; Yutaka Sasaki; Naoto Yorino; Yoshifomi Zoka
Abstrak	: Load frequency control becomes one of the important parts in a power system since frequency deviation is an important issue in power system stability. This paper has introduced model predictive controller to handle the frequency deviation when disturbance happen. Result of simulation in a three area power system shows that PI controllers have faster response than model predictive controllers, but calculation shows that model predictive controller will have decay faster than PI controllers. On the other hand, model predictive controllers showed better performance and signal processing time which are verified with disturbance variations in long time simulation; therefore it can be a good candidate for a load frequency control.
Keywords	: micro-hydro; power plant; Hink river
Judul Prosiding	: 2016 International Seminar on Intelligent Technology and Its Applications (ISITIA)
Tahun Terbit	: 2017
Tempat Pelaksanaan	: Lombok, Indonesia
Alamat web	: https://ieeexplore.ieee.org/document/7828737
Kategori	: Konferensi Internasional
SJR	: -

**2016 International Seminar on
Intelligent Technology and Its Application
(ISITIA)**

Proceeding

**Lombok, Indonesia
28-30 July 2016**

IEEE Catalog Number:
ISBN:

CFP16TIA-ART
978-1-5090-1709-6



ISITIA 2016 Organizing Committee

General Chair

Margo Pujiantara, ITS, Indonesia

Technical Program Chair

Ardyono Priyadi, ITS, Indonesia

Technical Program Co-Chair

Rony Seto Wibowo, ITS, Indonesia

Technical Program Committee

Suwadi, ITS, Indonesia

Tri Arief Sardjono, ITS, Indonesia

I Ketut Eddy Purnama , ITS, Indonesia

Trihastuti Agustinah , ITS, Indonesia

I Made Yulistya Negara , ITS, Indonesia

Wirawan , ITS, Indonesia

Ronny Mardiyanto, ITS Indonesia

Achmad Arifin , ITS, Indonesia

Muhammad Rivai , ITS, Indonesia

Surya Sumpeno , ITS, Indonesia

Achmad Affandi , ITS, Indonesia

Titiek Suryani , ITS, Indonesia

Endroyono , ITS, Indonesia

Eko Setijadi , ITS, Indonesia

Deependra Kumar Jha , GD Goenka University, India Eghbal

Mehdi , University of Queensland, Australia

Elsaid Esayed El-Araby , Qassim Univesity, Saudi Arabia

Lukmanul Hakim , Universitas Lampung, Indonesia

Sudi Maryanto Al Sasongko , Universitas Mataram, Indonesia

Advisory Committee

Kohei Arai ,Saga University, Japan
Takeshi fukusako , Kumamoto University, Japan
Tsuyoshi Usagawa , Kumamoto University, Japan
Ghais El Zein , IETR, France
Sebastien Pillement , Polytechnic de Nantes, France
Adel A. Elbaset , Minia University, Egypt
Soegijardjo Soegijoko , ITB, Indonesia
Gamantyo Hendrantoro , ITS, Indonesia
Mochamad Ashari , ITS, Indonesia
Yoshifumi Zoka , Hiroshima University, Japan
Mia Uchi , Kumamoto University, Japan
Toshifumi Ise , Osaka University, Japan
Adi Soepriyanto , ITS, Indonesia
Imam Robandi , ITS, Indonesia
Ontoseno Penangsang , ITS, Indonesia
Muhammad Nuh , ITS, Indonesia
Yanuarsah Harun , ITB, Indoensia
Rudi Setiyabudi , UI, Indonesia
Sasongko , UGM, Indonesia
Lamine Mili , Virginia Polytechnic Institute, USA
A.M.I. Taalab , Menoufia University, Egypt
Junji Kubokawa , Hiroshima Institute of Technology, Japan
Yutaka Sasaki , Hiroshima University

Table of Contents

Title Page	i
Copyright	iii
Message from The General Chair	v
Message from The Head of The Electrical Engineering Department	vii
ISITIA 2016 Organizing Committee	ix
Conference Program	xi
Table of Contents	xix
 <i>Keynote Speaker</i>	
Invited Speaker #1	
Robust Micro-EMS for Flexible Microgrid	xxxv
<i>Naoto Yorino</i>	
Invited Speaker #2	
Intelligence System in Residential DC Electricity	xxxvii
<i>Taufik</i>	
Invited Speaker #3	
Renewable Computing	xxxix
<i>Mauridhi Hery Purnomo</i>	
Invited Speaker #4	
Virtual Synchronous Generator Control and Applications for Stabilization of Microgrids	xli
<i>Toshifumi Ise</i>	
 <i>Signal Processing and Machine Intelligence</i>	
PAPER ID: 1570241075	
Real Time Handwriting Recognition for Mathematic Expressions using Hidden Markov Model	1
<i>Yuliana Melita Pranoto, Endang Setyati, Edwin Pramana, Yosi Kristian, Renato Budiman</i>	
PAPER ID: 1570264959	
Semi-Supervised Learning Approach for Indonesian Named Entity Recognition (NER) Using Co-Training Algorithm	7
<i>Bayu Aryoyudanta, Teguh Bharata Adji, Indriana Hidayah</i>	
PAPER ID: 1570269371	
Batik Lasem Images Classification Using Voting Feature Intervals 5 and Statistical Features Selection Approach	13
<i>Teny Handhayani</i>	

PAPER ID: 1570272194	
Alcoholism Classification based on EEG Data using Independent Component Analysis (ICA), Wavelet De-noising and Probabilistic Neural Network (PNN)	17
<i>Nurindah Tiffani Rachman, Handayani Tjandrasa, Chastine Fatichah</i>	
PAPER ID: 1570274955	
Electroencephalograph Signal Classification Using Backpropagation Neural Network	21
<i>Hindarto, Sumarno</i>	
PAPER ID: 1570275020	
Identification of Phonocardiogram Signal Based on STFT and Marquart Lavenberg Backpropagation	25
<i>Irmalia Suryani Faradisa, Dimas Okky Anggriawan, Tri Arief Sardjono, Mauridhi Heri Purnomo</i>	
PAPER ID: 1570275159	
Experimental study of sound source localization using angular spectrum approach in the presence of artificial wind	31
<i>Anindita Adikaputri Vinaya</i>	
PAPER ID: 1570275616	
Combining Conventional and Artificial Intelligence DGA Interpretation Methods Using Optimized Weighting Factor	37
<i>Trianto, Suwarno, Yuan Li, Guan-Jun Zhang</i>	
PAPER ID: 1570275626	
Nipple Detection to Identify Negative Content on Digital Images	43
<i>Hanung Adi Nugroho, Denny Hardiyanto, Teguh Bharata Adji</i>	
PAPER ID: 1570275795	
An Anonymous Authentication System in Wireless Networks Using Verifier-Local Revocation Group Signature Scheme	49
<i>Amang Sudarsono, M. Udin Harun Al Rasyid</i>	
PAPER ID: 1570275825	
An Adaptive Learning Approach for EEG-Based Computer Aided Diagnosis of Epilepsy	55
<i>Sutrisno Ibrahim, Khalil AlSharabi, Ridha Djemal, Abdullah Alsuwailem</i>	
PAPER ID: 1570276399	
Fundamental Frequency Evaluation of Infant Crying	61
<i>Nadhifa Maulida, Wilujeng F. Alfiah, Desty A. Pawestri, Heru Susanto, M. Q. Zaman, Dhany Arifianto</i>	

PAPER ID: 1570276824	
Development of FPGA-based Three-Lead Electrocardiography	67
<i>Munawar A Riyadi, Irvan Aditya Iskandar, Aminuddin Rizal</i>	
PAPER ID: 1570276932	
A Study of Comparison of Feature Extraction Methods for Handwriting Recognition	73
<i>Fergyanto E. Gunawan, Intan A. Hapsari, Benfano Soewito, Sevenpri Candra</i>	
PAPER ID: 1570278330	
Gait with a Combination of Swing Arm Feature Extraction for Gender Identification using Kinect Skeleton	79
<i>Mochamad Mobed Bachtiar, Fani Firdausi Nuzula, Sigit Wasista</i>	
PAPER ID: 1570279070	
Optimization Technique Based Adaptive Overcurrent Protection in Radial System with DG Using Genetic Algorithm	83
<i>Margo Pujiانتara, Isa Hafidz, Arif Setiawan, Ardyono Priyadi, Mauridhi Hery purnomo, Dimas Okky Anggriawan, Anang Tjahjono</i>	
PAPER ID: 1570279127	
Embedded Fuzzy Logic Controller for Functional Electrical Stimulation System	89
<i>A. L. Basith, A. Arifin, F. Arrofiqi, T. Watanabe, M. Nuh</i>	
PAPER ID: 1570280158	
Fuzzy Controller based AI for Dynamic Difficulty Adjustment for Defense of the Ancient 2 (DotA2)	95
<i>Nino Prasetyo Hamal Pratama, Eko Mulyanto Yuniarno, Supeno Mardi Susiki Nugroho</i>	
PAPER ID: 1570280416	
Adaptive Overcurrent Relays Coordination Based on Multiple Sequence Alignment Algorithm (MSA)	101
<i>Denny Irawan, Anang Tjahjono, Margo Pujiانتara, Mauridhi Hery Purnomo</i>	
PAPER ID: 1570280682	
Measurement Of Drop Size Distribution Rain in Mataram Utilize Disdrometer Acoustic For Floods Prediction	107
<i>Yadnya MS, Sudiartha IW</i>	
PAPER ID: 1570282550	
Comparing on Sparse Heart Sound Recovery Algorithms	111
<i>Indrarini Dyah Irawati, Ervin Masita Dewi</i>	

PAPER ID: 1570283969	
Morphological Characterization of Nailfold Capillaries	117
<i>Richard Karel Willem Mengko, Hasballah Zakaria, Vita Nurdinawati</i>	
PAPER ID: 1570284563	
Javanese Vowels Sound Classification with Convolutional Neural Network	123
<i>Chandra Kusuma Dewa</i>	
PAPER ID: 1570284620	
Classification of Human State Emotion from Physiological Signal Pattern using Pulse Sensor Based on Learning Vector Quantization	129
<i>Akhmad Marzuki, Lantana Dioren Rumpa, Adhi Dharma Wibawa, Mauridhi Hery Purnomo</i>	
PAPER ID: 1570284638	
Three-Directional of the 1D-Diagonal Fisherface Modeling based Feature Extraction	135
<i>Arif Muntasa, Indah Agustien Siradjuddin, Rima Tri Wahyuningrum</i>	
PAPER ID: 1570284650	
EEG-Based Recognition of Attention State Using Wavelet and Support Vector Machine	139
<i>Esmeralda C. Djamal, Dewi P Pangestu, Dea A. Dewi</i>	
PAPER ID: 1570285005	
Classification of EMG during Walking using Principal Component Analysis and Learning Vector Quantization for Biometrics study	145
<i>Darma Setiawan Putra, Adhi Dharma Wibawa, Mauridhi Hery Purnomo</i>	
PAPER ID: 1570276212	
Real Time Face Recognition Engine Using Compact Features for Electronics Key	151
<i>I Gede Pasek Suta Wijaya, Ario Yudo Husodo, and Andy Hidayat Jatmika</i>	
 Information Technology	
PAPER ID: 1570268941	
System Design, Implementation and Analysis Video Cache on Internet Service Provider	157
<i>Andrianus Franky O. E., Doan Perdana, Ridha Muldina Negara, Danu Dwi Sanjoyo, Gustommy Bisono</i>	
PAPER ID: 1570272986	
Gospel Lyrics and Background Images Retrieval System Based on Reflection Topics	163
<i>James Wijaya, Hartarto Junaedi</i>	

PAPER ID: 1570275921	
Semi-Automatic Border Detection of Cardiac Cavity in Echocardiography Video	169
<i>Eva Dwi R., Riyanto Sigit, Setiawardhana</i>	
PAPER ID: 1570276406	
Smart Mobile Attendance System Using Voice Recognition and Fingerprint on Smartphone	175
<i>Benfano Soewito, Ford Lumban Gaol, Echo Simanjuntak, Fergyanto E. Gunawan</i>	
PAPER ID: 1570276462	
Implementing Parallel Processing at Graph Coloring to Build Software for Course Timetabling	181
<i>Edmond Febrinicko Armay, Ewi Ismaredah, Eki Saputra, Heni Rachmawati</i>	
PAPER ID: 1570276488	
Quotations Identification From Indonesian Online News Using Rule-based Method	187
<i>Yusuf Syaifudin, Arif Nurwidyantoro</i>	
PAPER ID: 1570276670	
Cassandra and SQL Database Comparison for Near Real-Time Twitter Data Warehouse	195
<i>Muhammad Murazza, Arif Nurwidyantoro</i>	
PAPER ID: 1570276753	
Video Object Extraction Using Feature Matching Based on Nonlocal Matting	201
<i>Meidya Koeshardianto, Eko Mulyanto Yuniarno, Mochamad Hariadi</i>	
PAPER ID: 1570276894	
Empirical Relation between Speech Signals and Heart Rate	207
<i>Fergyanto E. Gunawan, Mellisa Pratiwi, Sevenpri Candra, Benfano Soewito</i>	
PAPER ID: 1570277016	
Implementation of Classification Technique in Web Usage Mining of Banking Company	211
<i>Suhajito, Diana, Herianto</i>	
PAPER ID: 1570277277	
Modeling Software Effort Estimation Using Hybrid PSO-ANFIS	219
<i>Suhajito, Saka Nanda, Benfano Soewito</i>	

PAPER ID: 1570279174	
The Extended Kalman Filter Algorithm for Improving Neural Network Performance in Voice Recognition Classification	225
<i>Zaqiatud Darojah, Endah Suryawati Ningrum</i>	
PAPER ID: 1570279280	
Implementation of Page Rank Algorithm in Hadoop MapReduce Framework	231
<i>Adhitya Bhawiyuga, Annisa Puspa Kirana</i>	
PAPER ID: 1570279909	
Performance Analysis of The SAGE Algorithm: Changing The Update Procedure	237
<i>Musayanah, P. Handayani, G. Hendrantoro, P. Hari Mukti</i>	
PAPER ID: 1570280377	
Enhancement of LOK-Viewer Based Interfaces Application for Geomagnetic Data Signal Processing using Differentiation Method	243
<i>Giri Wahyu Wiriasto, Susilawati Riski, Bulkis Kanata, Teti Zubaidah</i>	
PAPER ID: 1570282372	
Application-Specific High-Level Location Service	249
<i>Teduh Dirgahayu</i>	
PAPER ID: 1570282509	
Double-Directional Outdoor MIMO Channel Measurement at 2.4 GHz Using SDR	255
<i>Martianda Erste Anggraeni, P. Handayani, G. Hendrantoro</i>	
PAPER ID: 1570284371	
Digital Signing Using National Identity as a Mobile ID	261
<i>Emir Husni</i>	
PAPER ID: 1570269968	
Designing and Implementing Cluedo Card Game	265
<i>Edo Setiawan, Samuel Lukas, Arnold Aribowo</i>	
PAPER ID: 1570275361	
Clustering Object on Surveillance Radar Display by Combining ADBSCAN Algorithm and Marked Boundary Object	269
<i>Tajul Miftahushudur, Arief Nur Rahman, Arie Setiawan, Vicky Zilvan</i>	
PAPER ID: 1570279091	
Design Key Exchange Protocol SOFU-11	275
<i>Sofu Risqi, Susila Windarta</i>	

Communication Technology

PAPER ID: 1570275356

Combine Non Simultaneous Conjugate Match and Simultaneous Conjugate Match Techniques for Xband LNA Design 279

Y. Taryana, Y. Sulaeman, D. Permana

PAPER ID: 1570275373

Outage Probability Analysis in Bidirectional Wireless Communication using Full-Duplex MIMO System 285

Immanuel Chandra Hasonangan Doloksaribu, Ajib Setyo Arifin

PAPER ID: 1570275706

Performance of Narrowband Hairpin Bandpass Filter Square Resonator with Folded Coupled Line 291

Fajri Darwis, Arie Setiawan, Pamungkas Daud

PAPER ID: 1570275814

Design of A Dual Band Power Divider using Meander Line Technique Frequency 4928 MHz and 9856 MHz for Radar Application 295

Arief Budi Santiko, Fajri Darwis

PAPER ID: 1570275820

Design and Realization Multi Layer Parasitic for Gain Enhancement of Microstrip Patch Antenna 299

Arief Budi Santiko, Ken Paramayudha, Yuyu Wahyu, Sumartono, Heroe Wijanto

PAPER ID: 1570275823

Passenger Authentication and Payment System Using RFID Based On-Board Unit for Surabaya Mass Rapid Transportation 305

Dedy Wahyu Herdiyanto, Endroyono, and Istas Pratomo

PAPER ID: 1570277803

Feeding Position for Determination of Horizontal Polarization on the Marine Radar Antenna 311

F. Oktafiani, Y.P. Saputera, Y. Wahyu

PAPER ID: 1570278314

Application PTS Technique for PAPR Reduction in MIMO OFDM Using WARP 317

Septriandi Wira Yoga, Titiek Suryani, Suwadi

PAPER ID: 1570278716

Performance of The Routing Protocols AODV, DSDV and OLSR in Health Monitoring Using NS3 323

Alamsyah, Mauridhi Hery Purnomo, I Ketut Edy Purnama, Eko Setijadi

PAPER ID: 1570280539	
Enhancement Performance Tapered Slot Vivaldi Antenna for Weather Radar Application	329
<i>Yahya Syukri Amrullah, Ken Paramayudha, Yuyu Wahyu</i>	
PAPER ID: 1570281593	
Implementation and Performance Analysis of Routing BATMAN On VoIP Applications in the Campus Area	333
<i>Mohamad Hariyadi, Istas Pratomo, Achmad Affandi</i>	
PAPER ID: 1570281596	
Capability Analysis of Call Services on VoIP Server Based Embedded System	339
<i>Edi Prihartono, Achmad Affandi, Istas Pratomo</i>	
PAPER ID: 1570284536	
Planning And Evaluation Of Data Network Performance For Telecommunication Systems Of Mass Rapid Transport (MRT) In Surabaya	345
<i>Maxima Ari Saktiono, Endroyono, Istas Pratomo</i>	
PAPER ID: 1570284604	
Performance Evaluation Gauss-Markov Mobility Model in Vehicular Ad-Hoc Network with Spearman Correlation Coefficient	351
<i>Robbi C. Manurung, Doan Perdana, RendyMunadi</i>	
PAPER ID: 1570284653	
A Preliminary Result on Development of Analog Broadband Tapped Delay Line for L-Band Applications	357
<i>P.H. Mukti, H. Schreiber, A. Gruber, M.E. Gadringer, W. Bösch</i>	
 <i>Electronics, Communication, and IT</i>	
PAPER ID: 1570274349	
Four Port Diversity Patch Antennas For MIMO WLAN Application	363
<i>Ken Paramayudha, Yuyu Wahyu, Yana Taryana, Angga Budiawan Adipurnama, Heroe Wijanto</i>	
PAPER ID: 1570275635	
A New Control Design of Maximum Power Point Tracking By Fuzzy Logic Controller for Wind Turbine Connected to Low Voltage Grid	369
<i>Feby Agung Pamuji, Hajime Miyauchi</i>	
PAPER ID: 1570276891	
HILS of Auto Take Off System for High Speed UAV using Booster Rocket	373
<i>Herma Yudhi Irwanto</i>	

PAPER ID: 1570279077	
Vibration Analysis for the Classification of Damage Motor PT Petrokimia Gresik Using Fast Fourier Transform and Neural Network	381
<i>Arif Musthofa, Dimas Anton Asfani, I Made Yulistya Negara, Daniar Fahmi, Nirma Priatama</i>	
PAPER ID: 1570280386	
Implementation of RSA 2048-bit and AES 256-bit with Digital Signature for Secure Electronic Health Record Application	387
<i>Mohamad Ali Sadikin, Rini Wisnu Wardhani</i>	
PAPER ID: 1570280561	
A Sensor Based on Recognition Activities using Smartphone	393
<i>Marthen Dangu Elu Beily, Maria D Badjowawo, Daud Obed Bekak, Sumartini Dana</i>	
PAPER ID: 1570280655	
Correlation of Geomagnetic Signal for Earthquake Studies in Indonesian, Australian and Pacific Regions	399
<i>Bulkis Kanata, Teti Zubaidah, Giri Wahyu Wiriasto, Paniran</i>	
PAPER ID: 1570282401	
The Impact Analysis and Mitigation of DDoS Attack on Local Government Electronic Procurement Service (LPSE)	405
<i>Salman Akbar, Endroyono, Adhi Dharma Wibawa</i>	
PAPER ID: 1570282471	
Non-Dispersive Infrared (NDIR) Sensor Design and Its Application on Alcohol Detection	411
<i>Fajar Budiman, Muhammad Rivai, Faraha Pambayun J.P</i>	
PAPER ID: 1570284376	
Applied Internet of Things (IoT): Car monitoring System Using IBM BlueMix	417
<i>Emir Husni, Galuh Boy Hertantyo, Daniel Wahyu Wicaksono, Faisal Candrasyah Hasibuan, Andri Ulus Rahayu, Muhamad Agus Triawan</i>	
PAPER ID: 1570284559	
A Handy and Accurate Device to Measure Smallest Diameter of Log to Reduce Measurement Errors	423
<i>Fajar Budiman, Ronny Mardiyanto, Tasripan, Rifyal Rachmat</i>	
PAPER ID: 1570284640	
Performance Notification in a Reservation-based Parking System	429
<i>Pujianto Yugopuspito, Ryant A. Herwansyah, Dion Krisnadi, Sutrisno Cahya, Frans Panduwinata</i>	

PAPER ID: 1570284574	
Spectrum Sensing for Low SNR Environment Using Maximum-Minimum Eigenvalue (MME) Detection	435
<i>Chaeriah Bin Ali Wael, Nasrullah Armi, Budiman P.A. Rohman</i>	
 Power System	
PAPER ID: 1570246434	
Stator fault Identification analysis in Induction motor using Multinomial Logistic Regression	439
<i>Wara Pramesti, Ika Damayanti, Dimas Anton Asfani</i>	
PAPER ID: 1570250340	
Calculation Of Electrical Energy With Solar Power Plant Design	443
<i>Retno Aita Diantari, Isworo Pujotomo</i>	
PAPER ID: 1570260351	
Analysis and Simulation of Power System Stability 500 KV Java Bali Using Methods of Runge Kutta Lower Order and Higher Order	447
<i>Isworo Pujotomo, Iwa G., Ridwan G., Uno B.S.</i>	
PAPER ID: 1570262268	
Serial Rectifier Antenna to Increase Its Output Power	451
<i>Rudy Yuwono, M A Hamdany, Dwi FK, Nurotul Auliya, Aisah</i>	
PAPER ID: 1570262367	
Design of Parabolic Solar Concentrator to Improve the Optical Efficiency for Thermal Engine Generator Using Dual Reflector Gregorian Method	457
<i>Asepta Surya Wardhana, Heri Suryoatmojo, Mochamad Ashari</i>	
PAPER ID: 1570271529	
Overview of SMES Units Application on Smart Grid Systems	465
<i>A. M. Shiddiq Yunus, Makmur Sainih</i>	
PAPER ID: 1570272805	
Electrical Equivalent Circuit Based Modeling and Analysis of Brushless Direct Current (BLDC) Motor	471
<i>Mohamad Ridwan, Muhammad Nur Yuniarto, Soedibyo</i>	
PAPER ID: 1570274159	
FPGA-based Smart System Architectural Design for Characterizing and Controlling Wind Turbine in Electrical Power Generation	479
<i>Bambang Siswoyo</i>	

PAPER ID: 1570274604	
Simultaneously Placement and Sizing of Multiple DGs and Shunt Capacitor Banks in Unbalanced Distribution Systems Using Real Coded GA	487
<i>Umar, Firdaus, Ontoseno Penangsang</i>	
PAPER ID: 1570276156	
Converting Solar Energy to Electricity Energy using Diffractive and Selective Crystalline Photonics	493
<i>Bernard Y. Tumbelaka, Darmawan Hidayat, Mohammad Taufik, Dessy Novita, Nendi Suhendi</i>	
PAPER ID: 1570276255	
A Method for Evaluating Robust Power System Security against Uncertainties	497
<i>Naoto Yorino, Muhammad Abdillah, Yutaka Sasaki, Yoshifumi Zoka</i>	
PAPER ID: 1570276474	
The Impact of Harmonic Filter Locations on Distortion Suppression	503
<i>Agus Ulinuha</i>	
PAPER ID: 1570276541	
PV Farm Placement and Sizing Using GA for Area Development Plan of Distribution Network	509
<i>Riny Sulistyowati, Dedet Candra Riawan, Mochamad Ashari</i>	
PAPER ID: 1570279030	
Comparative Analysis of Electric Field Distribution on Glass and Ceramic Insulator Using Finite Element Method	515
<i>Daniar Fahmi, Lucky Andika Novario, I Made Yulistya Negara, R. Wahyudi</i>	
PAPER ID: 1570279034	
Study On Damping Reactor Installation to Address Ferroresonance on Incoming 20 kV GIS	521
<i>IGN Satriyadi, I Made Yulistya Negara, Daniar Fahmi, Dimas Anton Asfani, Satria S. Simamora</i>	
PAPER ID: 1570279080	
A Study on Reducing Inrush Current in Kenjeran 150 KV Substation Power Transformer by Installing VCT-ICL	527
<i>Made Yulistya Negara, Dimas Anton Asfani, Daniar Fahmi, Arif Musthofa, Rudy Prasetyo</i>	
PAPER ID: 1570279096	
Recurrence Perturb and Observe Algorithm for MPPT Optimization under Shaded Condition	533
<i>Quota Alief Sias, Imam Robandi</i>	

PAPER ID: 1570279172

Improvement of Power Quality Monitoring Based on Modified S-Transform 539

Anissa Eka Marini Pujiantara, Ardyono Priyadi, Margo Pujiantara, Ontoseno Penangsang, Dimas Okky Anggriawan, Anang Tjahjono

PAPER ID: 1570280521

Wind farm Site Selection Base On Fuzzy Analytic Hierarchy Process Method; Case Study Area Nganjuk 545

Teuku Multazam, Ratna Ika Putri, Margo Pujiantara, Ardyono Priyadi, Mauridhi Hery P

PAPER ID: 1570280611

Modified Firefly Algorithm for Maximum Power Point Tracking of a Small Stand Alone Wind Power System 551

Irwan Mahmudi, Ratna Ika Putri, Margo Pujiantara, Ardyono Priyadi, Mauridhi Hery P

PAPER ID: 1570281780

The Implementation of Hybrid Bonded Permanent Magnet on Permanent Magnet Generator for Renewable Energy Power Plants 557

Novrita Idayanti, Dedi, Tony Kristiantoro, Nanang Sudrajat, Ardita Septiani, Dadang Mulyadi, Pudji Irasari

PAPER ID: 1570282457

Life-Cycle Cost Analysis of Laboratory Scale Microgrid Operation in Power System Simulation Laboratory Using HOMER Simulation 561

Jatrifa Jiwa Gandhi, Suyanto, Ni Ketut Aryani, Adi Soeprajitno, Ontoseno Penangsang

PAPER ID: 1570282483

Operation Optimization Stand-Alone Microgrid using Firefly Algorithm Considering Lifetime Characteristics of Battery 565

Aprilely Ajeng Fitriana, Endah Suryawati Ningrum, , Adi Soeprajitno, Ontoseno Penangsang

PAPER ID: 1570282525

Unit Commitment with Non-Smooth Generation Cost Function Using Binary Particle Swarm Optimization 571

Rony Seto Wibowo, Fahrizal Fitra Utama, Dimas Fajar Uman Putra, Ni Ketut Aryani

PAPER ID: 1570284398

Optimal Location, Size and Type of DGs To Reduce Power Losses and Voltage Deviation Considering THD in Radial Unbalanced Distribution Systems 577

Umar, Firdaus, M. Ashari, Ontoseno Penangsang

PAPER ID: 1570284556

Development of Arc Fault Interrupter Laboratory Testing for Low Voltage DC Electricity 583

Cassidy Aarstad, Taufik Taufik, Andrew Kean, and Maxwell Muscarella

PAPER ID: 1570284642

Modelling Non-Standard Over Current Relay Characteristic Curves Using Combined Lagrange Polynomial Interpolation and Curve Fitting 589

Anang Tjahjono, Indhana Sudiharto, Suryono, Dimas Okky Anggriawan

PAPER ID: 1570285260

Economic Dispatch of Multi Microgrid Systems With Renewable Energy Sources Using Particle Swarm Optimization 595

Firdaus, Umar , Ontoseno Penangsang

Control Systems

PAPER ID: 1570276279

Simultaneous Optimization of Tuning PID Cascade Control System Using Duelist Algorithms 601

Totok Ruki Biyanto, Abu Hasan, Muhammad Salman Alfarisi, Hendrik Setiawan

PAPER ID: 1570276512

Development of Semantic Sensor Web For Monitoring Environment Conditions 607

M. Udin Harun Al Rasyid, Achmad Sayfudin, Arif Basofi, Amang Sudarsono

PAPER ID: 1570277263

Mobile Robot Motion Planning by Point to Point Based on Modified Ant Colony Optimization and Voronoi Diagram 613

Nukman Habib, Djoko Purwanto, Adi Soeprijanto

PAPER ID: 1570277891

Design of Spray Dryer Process Control by Maintaining Outlet Air Temperature of Spray Dryer Chamber 619

Andriani Parastiwi, Ekojono

PAPER ID: 1570277913

Optimum Control Strategy of Grid Connected PMSG Wind Turbine Based on Energy Storage System 623

Ratna Ika Putri, Margo Pujiانتارا, Ardyono Priyadi, Mauridhi Hery P., Taufik

PAPER ID: 1570278413

Development of Robotic Hand Integrated with SimMechanics 3D Animation 629

Rifky Ismail, Mochammad Ariyanto, Wahyu Caesarendra, Ahmad Nurmiranto

PAPER ID: 1570278986

Design and Development of A Portable Low-Cost COTS-based Water Quality Monitoring System 635

Sritrusta Sukaridhoto, Rahardhita Widyatra Sudibyo, Widi Sarinastiti, Rizky Dharmawan, Atit Sasono, Ahmad Andika Saputra, Shiori Sasakiy

PAPER ID: 1570279061

Web Scraping for Automated Water Quality Monitoring System: A case study of PDAM Surabaya 641

Rizqi Putri Nourma Budiarti, Nanang Widyatmokoy, Mochamad Hariadiz, Mauridhi Hery Purnomo

PAPER ID: 1570279131

Development of Autonomous Mobile Robot for Taking Suspicious Object with Estimation of Object Weight Ability 649

Ronny Mardiyanto, Heri Suryoatmojo, Rendy Valentino

PAPER ID: 1570279150

A Performance Evaluation of Load Frequency Controller using Discrete Model Predictive Controller 655

Adelhard Beni Rehiara, Yutaka Sasaki, Naoto Yorino, Yoshifumi Zoka

PAPER ID: 1570279171

System Identification of a Vacuum Distiller using ANFIS with an ARMAX Structure 661

Muhammad Aziz Muslim, Goegoes Dwi Nusantara

PAPER ID: 1570280443

Implementation of PID Controller For Hold Altitude Control in Underwater Remotely Operated Vehicle 665

Ali Zainal Abidin, Ronny Mardiyanto, Djoko Purwanto

PAPER ID: 1570280517

A Wearable Device for Fall Detection Elderly People Using Tri Dimensional Accelerometer 671

Kurniawan A., Hermawan A.R., Purnama I.K.E

PAPER ID: 1570282368

Optimal Tuning of PSS Parameters for Damping Improvement in SMIB Model Using Random Drift PSO and Network Reduction with Losses Concept

675

Adi Soeprijanto, Dimas Fajar Uman Putra, Okto Fenno, Dheny Ashari HS, Suyanto, Rusilawati

PAPER ID: 1570284590

Comparisons of Cuk, SEPIC and Zeta Converter Performance for Harmonics Mitigation and PFC in BLDC Speed Control

681

H. Suryoatmojo, N. R. Arsyia, H. P. Putra, A. P. Nandiwardhana, S. Anam, R. Mardiyanto, M. Ashari

PAPER ID: 1570284643

Maximum Power Point Tracking of Photovoltaic Systems Using Simple Interval Type-2 Fuzzy Logic Controller based on Hill Climbing Algorithm

687

Dwi Ana Ratna Wati

Author Index

693

A Performance Evaluation of Load Frequency Controller using Discrete Model Predictive Controller

Adelhard Beni Rehiara, Yutaka Sasaki, Naoto Yorino, and Yoshifumi Zoka
Graduate School of Engineering, Hiroshima University, Higashi-Hiroshima, Japan
e-mail: ab-rehiara@hiroshima-u.ac.jp

Abstract—Load frequency control becomes one of the important parts in a power system since frequency deviation is an important issue in power system stability. This paper has introduced model predictive controller to handle the frequency deviation when disturbance happen. Result of simulation in a three area power system shows that PI controllers have faster response than model predictive controllers, but calculation shows that model predictive controller will have decay faster than PI controllers. On the other hand, model predictive controllers showed better performance in overshoot and signal processing time which is verified with disturbance variations in long time simulation.

Keywords— Power system, load frequency, PI, MPC.

I. INTRODUCTION

A power system consists of generator, transmission and/or distribution line and load. Load that connected to the power system can change every time. This condition will then influence frequency of the system. Load frequency control (LFC) is one of the main parts on power system to maintain the frequency fluctuation of load change. The main function of LFC is to maintain the frequency stable during exchange power on the network where the generator dispatch must satisfy the load demand.

A multi area power system can be a complex system and so it will have high dynamic operation. Frequency control in a multi area power system can be done in either centralized or decentralized control. Both systems have its advantage and disadvantage depends on which condition it will be applied.

Some researchers have worked in the area of frequency control i.e. [1] designed an LFC using the model predictive control (MPC) for a multi-area power system including wind turbines, [2] presented a comparison of MPC and PI against a conventional Automatic Generation Control, [3] presented an LFC method based on Fuzzy Logic controller (FLC), and [4] purposed FLC-PID based LFC for multi-area interconnected power system.

The previous researches have demonstrated the effectiveness of MPC to control a plant and also compared the MPC with classical PI/PID controller. On the other hand the MPC capability and performance are never taking into account, while both are also significant to be evaluated. In this paper, two discrete controllers were built to test the behavior of a three area power system when the demand load is

changed. The controllers are based on PI and MPC control and both controllers act as centralized controllers of the system.

II. MODEL PREDICTIVE CONTROL

An MPC is a multivariable and iteration based control algorithm that uses a process model, previous control moves and an objective function J throughout its prediction horizon to count its optimal control moves. In some condition the objective function should not violate any given constraints of the system. An MPC can be linear or nonlinear which is characterized by the use of its internal model and based on signal processing it is categorized as digital or continuous MPC.

The objective of the predictive control system design is to have perfect model of the trajectory. A way to build the model is using an orthonormal function while the function can also be applied in dynamic system modeling. As MPC is a type of controller that used a model to predict the behavior of the controlled plant, this function will be used to define its model. Laguerre functions satisfy these properties and also possess simple Laplace transforms.

In general a plant model is built within continuous time framework. To be able to use in discrete time MPC, the model is needed to be discretized within a time sampling.

Laguerre function is built from its network that mainly applied in the system identification study and it is primarily built in continuous time. The function can be transformed to discrete time using z-transformation as shown in (1).

The Laguerre function is derived by building its state-space form in (2) and its initial condition in (3), where N is the length of Laguerre network, a is called time scaling factor, A_l is a Toeplitz matrix of parameters a and $1-a^2$, and L is the function's state vector [5].

$$\Gamma^N = \frac{\sqrt{1-a^2}}{1-az^{-1}} \left(\frac{z^{-1}-a}{1-az^{-1}} \right)^{N-1} \quad (1)$$

$$L(k+1) = A_l L(k) \quad (2)$$

$$L(0) = \sqrt{1-a^2} \begin{bmatrix} 1-a & a^2 & -a^3 & \dots & (-1)^{N-1} a^{N-1} \end{bmatrix} \quad (3)$$

Receding horizon control is done by taking a minimal solution of an objective function J as in (4).

$$J = \sum_{m=1}^{Np} x(k+m | k)^T Q x(k+m | k) + \eta^T R \eta \quad (4)$$

The control law with optimal gain K_{mpc} for close loop system can then be obtained in (5).

$$x(k+1) = (A - BK_{mpc})x(k) \quad (5)$$

$$K_{mpc} = L(0)^T \eta \quad (6)$$

$$\Delta u = -K_{mpc}x \quad (7)$$

Where $Q \in \mathbb{R}^{n_s \times n_s}$ is a weighting matrix, Np is prediction horizon, Δu is control parameter vector, $R \in \mathbb{R}^{n_i \times n_i}$ is a diagonal matrix contains tuning parameters for the desired closed-loop performance and $\eta \in \mathbb{R}^{n_s \times N}$ is an optimal solution of the parameter vector. The ni and ns are the number of input and state variable.

III. CONTROLLER EVALUATION

A. Process Capability

The aim of a process capability study is to evaluate an output of a process whether it is capable to meet the process specification. Process capability can be measured in its index C_p as follows [6, 7].

$$C_p = \frac{USL - LSL}{6\sigma} \quad (8)$$

where, σ is the standard deviation and USL/LSL are upper/lower limit of process specifications. The process observations are covered by the process specification if $Cp > 1.0$.

In case the process is asymmetrical, capability index is measured by taking the minimum value of the specification process using following equation [6, 7], while μ is a mean of the process.

$$C_{pk} = \min \left[\frac{USL - \mu}{3\sigma} - \frac{\mu - LSL}{3\sigma} \right] \quad (9)$$

B. Controller Performance

In general the measure of control performance can be in both time and peak criteria. In time criteria, the time of response, including rise time, peak time and settling time, are measured. On the other hand in peak criteria the other attribute of the response *i.e.* peak overshoot ratio and decay ratio are counted. All of the attribute can be seen in Fig. 1.

Rise time Tr is time needed for the process to first cross the set point and peak time Tp is the time for reaching the first peak while settling time Ts is the time for the process to remain within a band of about 5% of set point. In case there is no overshoot then only settling time is measured.

Peak overshoot ratio (POR) and decay ratio (DR) are formulated in (10) and (11) [8, 9].

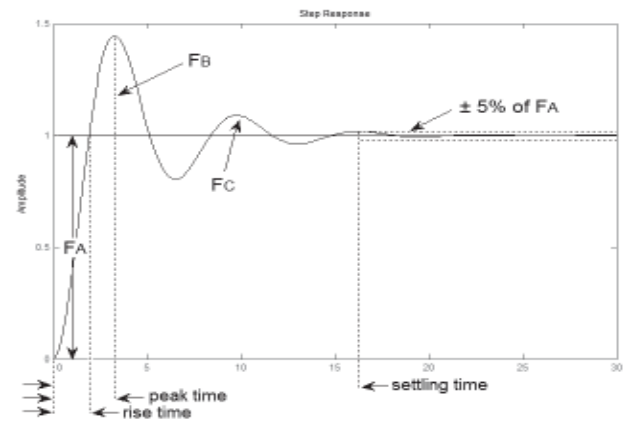


Fig. 1. Performance criteria

$$POR = \frac{1^{st} \text{ peak height}}{\text{setpoint step}} = \frac{F_B}{F_A} \quad (10)$$

$$DR = \frac{2^{nd} \text{ peak height}}{1^{st} \text{ peak height}} = \frac{F_C}{F_B} \quad (11)$$

IV. POWER SYSTEM MODEL

Power system model is described using a differential algebraic equation (DAE) as [2]:

$$\dot{x} = f(x, q, u, w) \quad (12)$$

$$0 = g(x, q, u, w) \quad (13)$$

Where x , q , u and w are the dynamic system states, the algebraic system states, the controller inputs and the system disturbance respectively. The algebraic states are not appeared in DAE so that it can be removed from the (12) and (13). The (12) is called differential variable and (13) is an algebraic equation or well known as a constraint.

Power system dynamics which include tie line power change can be redrawn in Fig. 2 [1, 10].

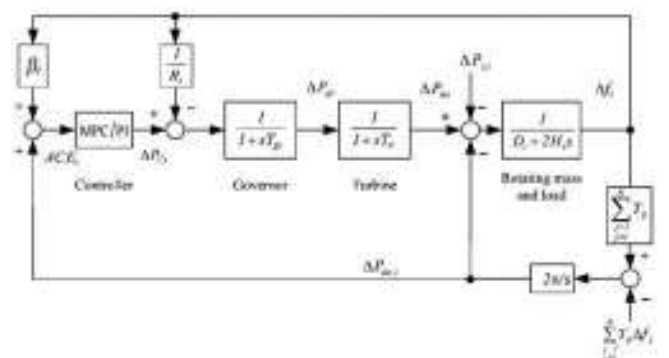


Fig. 2. Power system dynamics

The tie-line power change P_{tie} is calculated for all area n using (14) and the area control error (ACE) which is a suitable

linear combination of frequency f and tie-line power changes for each area is found using (15) as follows [1].

$$\Delta P_{tie,i} = \frac{2\pi}{s} \left[\sum_{j=1, j \neq i}^n T_{ij} \Delta f_j - \sum_{j=1, j \neq i}^n T_{ij} \Delta f_j \right] \quad (14)$$

$$ACE_i = \Delta P_{tie,i} + \beta_i \Delta f_i \quad (15)$$

State space model for Fig. 2 is described in following equation.

$$\dot{x}(t) = Ax(t) + Bu(t) + Kw(t) \quad (16)$$

$$y(t) = Cx(t) + Du(t) \quad (17)$$

where

$$x(t) = \text{State variables} = [\Delta P_{g,i} \Delta P_{m,i} \Delta f_i \Delta P_{tie,i}]^T$$

$$u(t) = \text{Input variables} = [\Delta P_{L,i} \Delta v_i]^T$$

$$w(t) = \text{Control variable} = \Delta P_{c,i}$$

$$y(t) = \text{Output variable} = ACE_i$$

The Δv_i from the state space model is defined as control area interface and it is formulated as [1, 10]:

$$\Delta v_i = \sum_{j=1, j \neq i}^n T_{ij} \Delta f_j \quad (18)$$

The feed forward matrix of the state space model is zero since there is no direct connection between input and output variable. Therefore the matrix can be removed from the system matrices model. Then matrices of the system model are written in (19)-(23) [1].

$$A = \begin{bmatrix} -\frac{1}{T_{g,i}} & 0 & -\frac{1}{R_i T_{g,i}} & 0 \\ \frac{1}{T_{t,i}} & -\frac{1}{T_{t,i}} & 0 & 0 \\ 0 & \frac{1}{2H_i} & -\frac{D_i}{2H_i} & -\frac{1}{2H_i} \\ 0 & 0 & 2\pi \sum_{j=1, j \neq i}^N T_{ij} & 0 \end{bmatrix} \quad (19)$$

$$B = \begin{bmatrix} 0 & 0 \\ 0 & 0 \\ -\frac{1}{2H_i} & 0 \\ 0 & -2\pi \end{bmatrix} \quad (20)$$

$$K = \begin{bmatrix} \frac{1}{T_{g,i}} & 0 & 0 & 0 \end{bmatrix}^T \quad (22)$$

$$C = \begin{bmatrix} 0 & 0 & \beta_i & 1 \end{bmatrix} \quad (23)$$

Where $P_{g,i}$ is the governor output, $P_{m,i}$ the mechanical power, $P_{L,i}$ is the load/disturbance, $P_{c,i}$ is the control action, y_i is the system output, H_i is the equivalent inertia constant, d_i is the equivalent damping coefficient, R_i is the speed droop characteristic and β_i is the frequency bias factor of area i . T_{ij} is the tie-line synchronizing coefficient with area j , $T_{g,i}$ and $T_{t,i}$ are the governor and turbine time constants of area i .

V. CASE STUDIES

The configuration of investigated multi-area power system is depicted in Fig. 3. The power system configuration is based on [13] with its parameter as shown in table I while the system dynamics are figured in fig. 2.

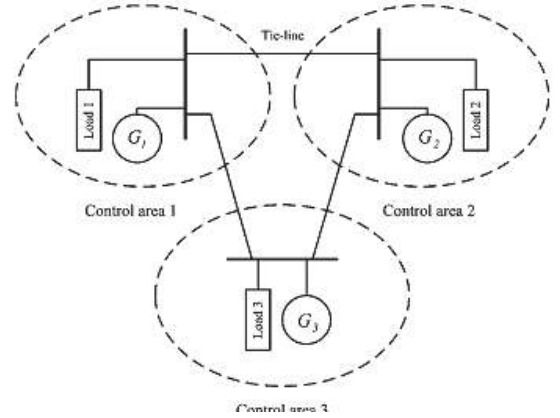


Fig. 3. Multi area power system configuration

TABLE I. PARAMETERS OF THE THREE AREA POWER SYSTEM

Area	D [pu/Hz]	$2H$ [pu s]	R [Hz/pu]	T_g [s]	T_t [s]	β [pu/Hz]	T_{ij} [pu/Hz]
1	0.015	0.1667	3.00	0.08	0.40	0.3483	$T_{12}=0.20$ $T_{13}=0.25$
2	0.016	0.2017	2.73	0.06	0.44	0.3827	$T_{21}=0.20$ $T_{23}=0.12$
3	0.015	0.1247	2.82	0.07	0.30	0.3692	$T_{31}=0.25$ $T_{32}=0.12$

Both PI and MPC controllers are simulated in MATLAB by applying disturbances or load changes about 0.6 p.u. in all areas of the power system. The performance of both controllers is then evaluated using (8)-(11) and the result will be explained as follows.

A. Uncontrolled System

The simulation is done by applying 0.6 p.u. disturbance for all area in about 30s without the any controller applied to the system. It seems that frequency deviation (Δf) in all areas is going to decay in the point of 1.6 Hz below normal frequency. In case frequency deviation about 1 Hz, LFC have to be operated or it may activate protection relay [10]. By the way prime mover (P_m) in all area should supply the demand power to be injected to the system.

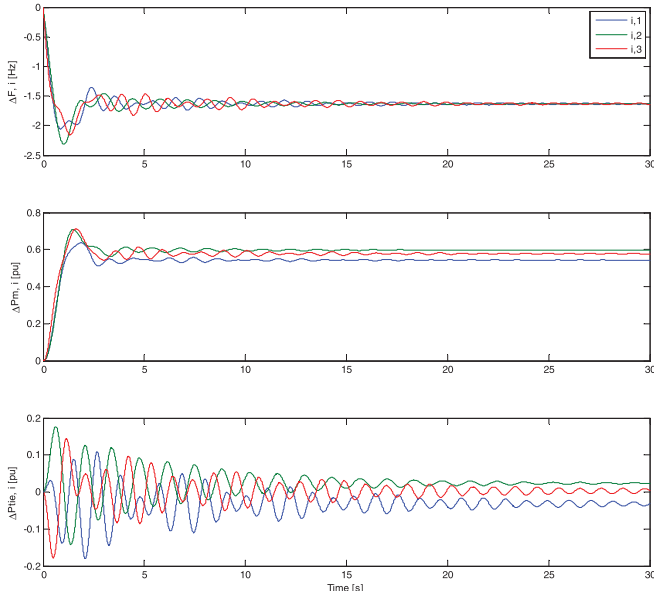


Fig. 4. System behavior without controller

The system will need any controller to drive the frequency back by occupying some generators in the system. The system is fully controllable and observable. It is shown by the rank of each area's state matrix about 4 that is same with its dimension.

B. Controlling System with PI Controller

PI controllers for the simulation have integral gain about -0.3, -0.2 and -0.4 for area 1 to 3 respectively and result of the simulation is captured in fig. 5. The gain for the PI controllers is robust [10].

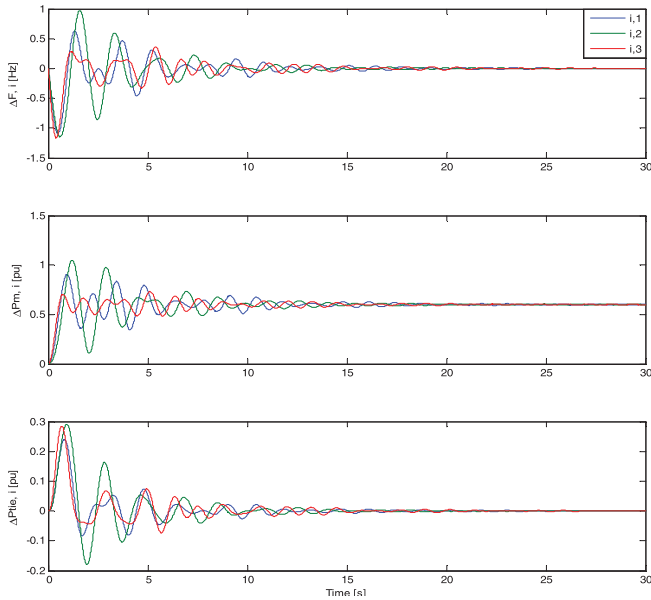


Fig. 5. System behavior with PI controller

The process is measured in frequency fluctuation. At this moment the step of each area will be 0.6 p.u. and the measured properties of the response are given in table II.

TABLE II. PROPERTIES OF PI CONTROLLER SIMULATION

Area	F_A	F_B	F_C	Tr	Tp	Ts
1	50	0.4473	0.2323	0.781	1.059	0
2	50	0.7202	0.5287	0.972	1.366	0
3	50	0.6579	0.415	0.692	0.77	0

From the properties in table II, peak overshoot ratio and decay ratio are calculated as follows.

$$POR_{PI,1} = 1 + \frac{0.4473}{50} = 1.0089$$

$$DR_{PI,1} = \frac{0.2323}{0.4473} = 0.5193$$

In case oscillation peak about 2% is acceptable then for standard frequency 50Hz, the acceptable peak is about ± 1 Hz. Therefore the difference between USL and LSL is about 2 Hz.

Since the responses have center oscillation, control performance index of is calculated using (1) and the calculation result is shown in table III.

$$Cp_{PI,1} = \frac{2}{6(0.1775)} = 1.8779$$

TABLE III. PI CONTROLLER PERFORMANCE

Area	POR	DR	USL	LSL	σ	Cp
1	1.0089	0.5193	1	-1	0.1775	1.8779
2	1.0144	0.7341	1	-1	0.1960	1.7007
3	1.0132	0.6308	1	-1	0.1798	1.8539

C. Controlling System with MPC Controller

Nonlinear discrete type of MPC controllers are built to control the power system frequency and the Laguerre function is chosen to build the MPC model. The scaling factor a and network lengths N for the model are same for each area about 0.9 and 10. Prediction and control horizon are set about 20 and 4. The parameters are chose according to the best performance the MPC.

The step about 0.6 p.u. is applied to all area as same as in PI controller treatment. Therefore the measured properties of the response are given in table IV while the simulation result is shown in fig. 6.

TABLE IV. PROPERTIES OF MPC CONTROLLER SIMULATION

Area	F_A	F_B	F_C	Tr	Tp	Ts
1	50	0.6901	0.6086	1.039	1.444	0.675
2	50	1.2135	0.6413	1.2005	1.710	1.903
3	50	0.3777	0.3669	0.962	1.329	0.604

TABLE V. MPC CONTROLLER PERFORMANCE

Area	POR	DR	USL	LSL	σ	Cp
1	1.0138	0.8819	1	-1	0.2105	1.5835
2	1.0243	0.5285	1	-1	0.2987	1.1159
3	1.0076	0.9714	1	-1	0.1946	1.7129

Peak overshoot ratio, decay ratio and performance index of MPC controllers are calculated using (8), (10) and (11) as follows.

$$POR_{MPC,1} = 1 + \frac{0.6901}{50} = 1.0138$$

$$DR_{MPC,1} = \frac{0.6086}{0.6901} = 0.8819$$

$$Cp_{MPC,1} = \frac{2}{6(0.2105)} = 1.5835$$

Overall calculations can be summarized in table V. It shows that MPC controllers for all area are acceptable since those controllers have performance index more than 1.

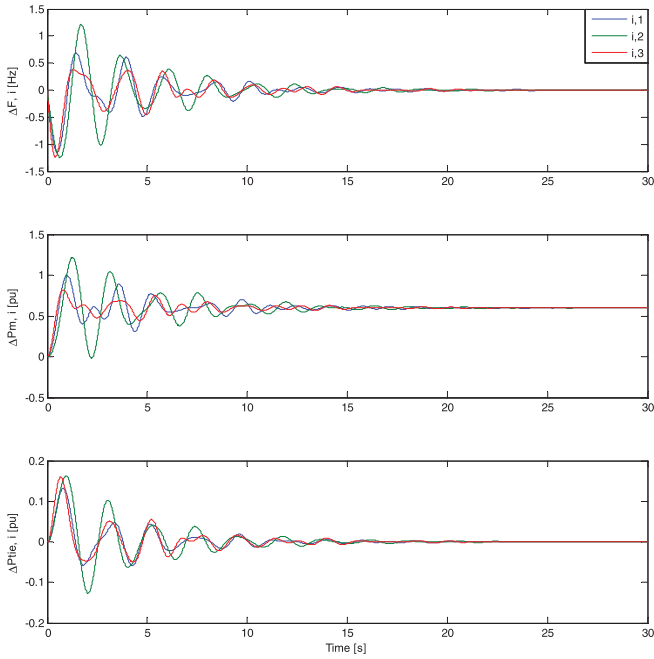


Fig. 6. System behavior with MPC controller

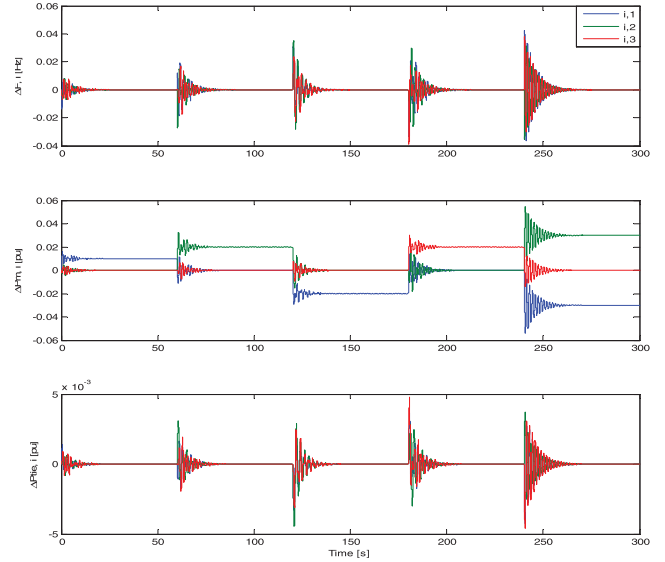


Fig. 8. Sequence disturbances using MPC controller

D. Sequence Disturbances

The system is treated in long time simulations that are done with some sequence disturbances setting in about 5 minutes (300s). The disturbances are changed every 1 minute in each area as shown in table VI and the response for sequence disturbances are then plotted in Fig. 7 and 8.

TABLE VI. DISTURBANCE SETTING (P.U.)

Area	1 st	2 nd	3 rd	4 th	5 th
1	0.01	0	-0.02	0	-0.03
2	0	0.02	0	0	0.03
3	0	0	0	0.02	0

Both controller responses for long time simulation in Fig. 7 and 8 show that there is no significantly different in the time responses, except the tie line power deviation of the system. The deviation of PI controllers are crossing ± 0.005 p.u. at 2nd, 3rd, 4th, and 5th disturbances but MPC controllers are never passed the boundary in any disturbance even in the large change of disturbance.

The other consideration is about simulation time. In the simulation PI controllers take about 32.7930s while MPC controllers consume 31.8222s in processing time.

E. Performance Evaluation

Base on time criteria, PI controllers have the rise time and peak time faster than MPC but those are late to reach the steady state. It was shown in the settling times that have high value compared to MPC controller. From the POR and DR calculations, it can be seen that PI controllers have small POR and high DR than MPC controllers. It means that PI controllers have little overshoots but high decay ratio.

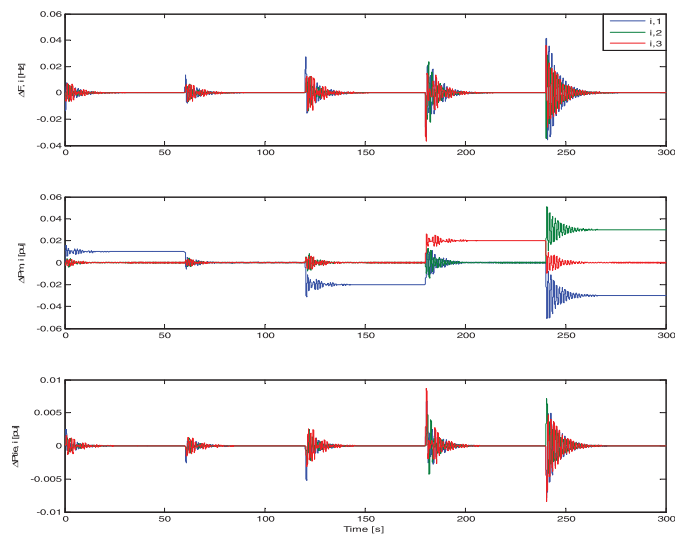


Fig. 7. Sequence disturbances using PI controller

According to CPU time for long time simulation using some variation of disturbances, PI controllers consume more time to finish the simulation of three area power system.

Overall it can be said that PI controllers have faster response with small overshoot but those maybe late to reach the steady state and also those need more time for completely finishing the simulation compared to MPC controllers.

VI. CONCLUSION

This paper has introduced the comparison performance between PI and MPC controllers that act as load frequency control in a three area power system.

Result of calculation shows that PI controllers have faster response than MPC controllers but MPC controllers have well decay ratio and faster in simulation time that insure the controllers to reach steady state sooner.

ACKNOWLEDGMENT

The first author would like to thanks for University of Papua as well as Indonesian Ministry of Education and Culture via Directorate General of Higher Education that support his research and study in Hiroshima University.

REFERENCES

- [1] T.H. Mohamed, J. Morel, H. Bevrani, and T. Hiyama, "Model predictive based load frequency control design concerning wind turbines," *Electrical Power and Energy Systems*, Vol. 43, pp. 859–867, July 2012.
- [2] A. M. Ersdal, Imsland, K. Uhlen, "Model Predictive Load-Frequency Control," *IEEE Trans. on Power Syst.* Vol.31, No.1, pp.777-785, Jan. 2016
- [3] S.K. Jain, A. Bhargava, and R.K. Pal, "Three area power system load frequency control using fuzzy logic controller," *International Conference on Computer, Communication and Control*, Sept. 2015.
- [4] N.EL.Y. Kouba, M. Menaa, M. Hasni, and M. Boudour, "Load Frequency Control in multi-area power system based on Fuzzy Logic-PID Controller," *Smart Energy Grid Engineering (SEGE)*. Aug. 2015.
- [5] L. Wang, "Model Predictive Control System Design and Implementation Using MATLAB," Springer-Verlag. London. 2009.
- [6] Anonymous, (2016, March 7), Engineering Statistical Handbook [Online]. Available: <http://www.itl.nist.gov/div898/handbook/ppc/section4/ppc46.htm>
- [7] Kubiak T.M., Donald W. Benbow. "The Certified Six Sigma Black Belt Handbook". ASQ Quality Press. Milwaukee. Wisconsin. USA. 2009.
- [8] Anonymous. (2016, March 7). Evaluating Response Performance. [Online]. Available: <http://facstaff.cbu.edu/rprice/lectures/perfspec.html>
- [9] Vineet Kumar, K.P.S. Rana,Vandna Gupta, "Real-Time Performance Evaluation of a Fuzzy PI + Fuzzy PD Controller for Liquid-Level Process". *International Journal Of Intelligent Control and Systems*. Vol. 13, No. 2, June 2008, p. 89-96.
- [10] H. Bevrani, "Robust Power System Frequency Control," New York: Springer, 2009.