

Secondary Succession after Slash-and-Burn Cultivation in Papuan Lowland Forest, Indonesia

by Agustinus Murdjoko

Submission date: 11-Mar-2022 11:56AM (UTC+0000)

Submission ID: 1781870369

File name: ash-and-Burn_Cultivation_in_Papuan_Lowland_Forest,_Indonesia.pdf (2.16M)

Word count: 6865

Character count: 46749

Secondary Succession after Slash-and-Burn Cultivation in Papuan Lowland Forest, Indonesia

Agustinus Murdjoko^{1,2,*}, Francis Q. Brearley³, Antoni Ungirwalu¹, Dony A. Djitmau^{1,2} and Nithanel M. H. Benu⁴

¹ Fakultas Kehutanan, Universitas Papua, Jalan Gunung Salju Amban, Manokwari 98314, Indonesia; a.ungirwalu@unipa.ac.id (A.U.); donyaristone@gmail.com (D.A.D.)

² Pusat Penelitian Keanekaragaman Hayati, Universitas Papua, Jalan Gunung Salju Amban, Manokwari 98314, Indonesia

³ Department of Natural Sciences, Manchester Metropolitan University, Chester Street, Manchester M1 5GD, UK; f.q.brearley@mmu.ac.uk

⁴ Balai Penelitian dan Pengembangan Lingkungan Hidup dan Kehutanan (BP2LHK) Manokwari, Jalan Inamberi-Susweni, Manokwari 98301, Indonesia; thanelbenu@gmail.com

* Correspondence: agustinus.murdjoko.papua@gmail.com

Abstract: Papuan forests have been subjected to shifting cultivation for centuries by indigenous people affecting the ecological processes therein; during secondary succession, fallow forests recover naturally. However, the information on ecological succession after swidden practices remains poorly understood in Papuan lowland forests. This study aimed to examine the plant species richness and density of different plant lifeforms in fallows of increasing time after slash-and-burn cultivation along with basic edaphic factors. We performed data collection in the northern part of the lowland evergreen tropical forest near Manokwari, West Papua, Indonesia. The sampling consisted of 26 plots distributed in the primary forest ($n = 6$) and in secondary/fallow forests 2-, 4-, 7-, and 9-years after cultivation ($n = 5$ for each age class). The plant community in primary forest clearly differed from the secondary forests. The plant species richness was about twice as high in primary compared to secondary forests. The density of trees and shrubs increased during succession whereas that of lianas declined. The soil fertility declined in secondary forests, although soil organic matter was greatest two years after swidden and then decreased gradually over time. This research underlined that indigenous swidden practices alter ecological conditions and that secondary forests will take a long time to fully recover to resemble primary forest. Hence, the monitoring of vegetation during the process is necessary to inform conservation programs.

Keywords: lifeforms; New Guinea; species richness; swidden; tropical secondary forest



Citation: Murdjoko, A.; Brearley, F.Q.; Ungirwalu, A.; Djitmau, D.A.; Benu, N.M.H. Secondary Succession after Slash-and-Burn Cultivation in Papuan Lowland Forest, Indonesia. *Forests* **2022**, *13*, 434. <https://doi.org/10.3390/f13030434>

Academic Editor: Guntis Brumelis

Received: 29 December 2021

Accepted: 6 March 2022

Published: 10 March 2022

Publisher's Note: MDPI stays neutral with regard to jurisdictional claims in published maps and institutional affiliations.



Copyright: © 2022 by the authors. Licensee MDPI, Basel, Switzerland. This article is an open access article distributed under the terms and conditions of the Creative Commons Attribution (CC BY) license (<https://creativecommons.org/licenses/by/4.0/>).

1. Introduction

Indonesian New Guinea is part of the largest tropical island containing some of the world's greatest floristic richness [1]. Forests of New Guinea have contributed to people's livelihoods and provided ecosystem services for many centuries [2–5]. However, the tropical forest area is being reduced over time as a result of anthropogenic factors such as agriculture, road expansion, and land-use conversion [6]. Of the human activities in tropical forests of this island, traditional agriculture has been conducted by indigenous people, and has been part of their culture, for generations [3,7,8]. This agricultural system is generally subsistence in nature and is mostly done by slashing-and-burning vegetation and subsequently cultivating the area [9–11]. The processes involved in this practice include site selection, cutting, clearing, burning, planting, and harvesting, and the fields are generally only cultivated for one or a few years. The ex-cultivation areas are left to recuperate naturally through secondary succession, and, in many cases, local people return to these fallow forests to implement the next farming cycle after a given fallow period. They apply traditional indicators such as the density of vegetation and the presence of certain

species in the former areas of cultivation in order to determine when the area is ready to be recut [12]. Many researchers from around the world have shown the effect of shifting cultivation on species richness and diversity and the projection that recovery processes to reach mature forests would take decades or even centuries depending upon the disturbance intensity and other ecological conditions [13–16]. During slash-and-burn cultivation (a.k.a. swidden), the burning of vegetation adds nutrients to the soil via ash deposition which is used by the crops. Soil fertility then recovers during the fallow phase [17]. Some authors consider that shifting cultivation in New Guinea is less perturbing to soils due to the low intensity cultivation [18] when compared to other localities but there is little data to test this assertion.

Ecological studies related to the impact of slash-and-burn cultivation in Papua are infrequent although there are some studies on secondary forests regrowing after cultivation [19–21]. Thereby, we collected data in the western part of Papua to contribute to our understanding of the ecological changes post-slash-and-burn cultivation. Here, we hypothesize that plant species richness and density in fallow forests would differ from primary forests but would increase over time since cultivation due to the greater amount of time for the accumulation of species. Moreover, we hypothesize that soil properties would be also altered during the successional process with a general increase in soil fertility during secondary succession as nutrients are returned to the soil from regrowing vegetation.

2. Materials and Methods

2.1. Study Area

The research was conducted in the northern part of lowland evergreen tropical forest in Manokwari, West Papua province, Indonesia ($0^{\circ}44' S$ and $133^{\circ}54' E$; Figure 1). While areas away from the coast are largely primary forest with species composition typical of the region [2,22,23], some areas relatively close to coastal villages are used for traditional farming, mainly shifting cultivation, by local communities. Most cultivated areas are found in flat locations with an elevation below 50 m a.s.l. (Figure 2). The annual precipitation is 2640 mm with 235 rainy days per year and at least 100 mm precipitation every month [24]. The soil types are characterized as Entisols, Inceptisols, and Ultisols. The soils in shifting cultivation areas have not had fertilizers applied, so the nutrient inputs are largely derived from decomposition of vegetation debris.

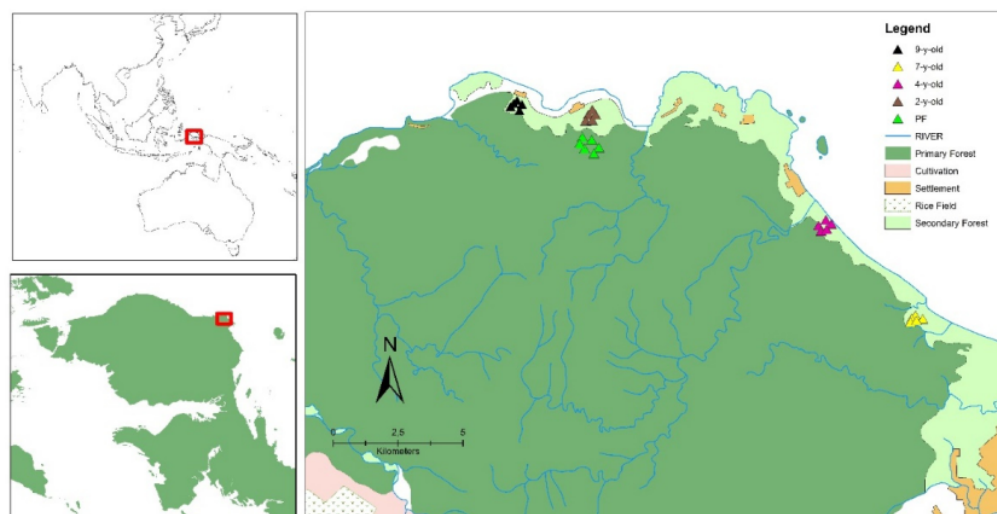


Figure 1. Location of the research in lowland evergreen primary forest (PF) and two- to nine-years-old post-swidden fallow forests in coastal areas of north Manokwari, West Papua, Indonesia.



Figure 2. Typical field used for swidden cultivation in coastal areas of north Manokwari, West Papua, Indonesia, with a four-year-old fallow forest in the background (photo credit: Dony A. Djitmau).

2.2. Sampling and Data Collection

The secondary forest ages were identified by interviewing the local people who were directly engaged in the swidden practices and by checking satellite images via Google Earth Pro to analyze land cover changes by jumping backward in time through the Historical Imagery menu. All secondary forests were in areas that had only been cultivated once (according to local informants). These were compared with forest that had been relatively undisturbed for decades due to its inaccessibility with no reports of ever being under cultivation as it was in an inappropriate location; we hence call this primary forest. In all forests, we recorded the number of individuals and lifeforms of a range of plant taxa using a series of nested plots. The data on large trees (≥ 20 cm dbh) were collected from 20×30 m plots (plot A), Inside the plot A's, there were subplots of 10×10 m (plot B) for tree poles (≥ 10 cm dbh), of 5×5 m for tree saplings (< 10 cm dbh, ≥ 1.5 m tall), lianas, ferns, herbs, shrubs, and palms/screw palms (plot C), and of 2×2 m for tree seedlings (< 1.5 m tall) (plot D) [20]. We placed the plots randomly in each forest type with a minimum distance among plots of at least 25 m. In the primary forest, $n = 6$ plots; and in fallow forests cultivated 2, 4, 7, and 9 years before sampling, $n = 5$ for each fallow age. The vouchers for identification were sent to Herbarium Papuaense of Balai Penelitian dan Pengembangan Lingkungan Hidup dan Kehutanan (BP2LHK) Manokwari and Herbarium Manokwariense (MAN) Pusat Penelitian Keanekaragaman Hayati Universitas Papua (PPKH-UNIPA), Manokwari. Specimens were identified to species in 63% of taxa; those that could not be confidently identified as a named species were assigned as having an affinity to another species (3.9%) or as a morphospecies within a genus (26%) or family (2.6%) with 4.6% of taxa only identified to lifeform. Conservation status of each species was based on The International Union for Conservation of Nature's Red List of Threatened Species (<https://www.iucnredlist.org/> accessed on 5 October 2021). A soil sample was collected from each corner and the middle of each of the plot A's and those were mixed to create a composite sample. The soil analyses were conducted in the laboratory of Balai Pengkajian Teknologi Pertanian Yogyakarta, Indonesia where soil organic matter (SOM) was determined by loss-on-ignition and nitrogen (N) by the Kjeldahl method.

2.3. Data Analysis

We implemented a species abundance curve or Whittaker plot by plotting the abundance of each species (log-transformed) against its rank following a descending order. The species accumulation was analyzed using sample rarefaction (Mao's tau) [25]. These analyses were conducted using PAST (PAleontological STatistics) version 4.03 [26]. The dendrogram analysis was executed to compare the vegetation communities among contrasting forest ages using the 'vegan' package in R version 3.5.3 [27] in which all lifeforms were grouped together and plant density in smaller plots multiplied appropriately to give the equivalent area sampled for each lifeform (i.e., Plot B's $\times 6$, Plot C's $\times 24$, and Plot D's $\times 150$). To determine differences between primary forest and fallow forests, analyses of variance (ANOVA) with subsequent Tukey's tests were performed with $p < 0.05$ as the threshold using SPSS 16.0.

3. Results

Species Richness of Vegetation

We grouped the vegetation lifeforms (lianas, ferns, herbs, shrubs, palms/screw palms, tree seedlings, tree saplings, tree poles, and large trees) for the following analyses. In total, we recorded 152 taxa (Table A1) across all the plots that had an area of 1.84 ha. We analyzed species richness using rank-abundance (Figure 3a) and species accumulation (Figure 3b) curves which showed the species number per 0.30 ha (0.36 ha for primary forest) as 100 for the primary forest, 39 for two-year-old, 55 for four-year-old, 35 for seven-year-old, and 47 for nine-year-old fallow forests. Sixty-one species were only found in the primary forest (0.36 ha), 48 were only found in the fallow forests (1.5 ha), and 43 were shared between them. The results of vegetation classification revealed that there were two clear groups of plant communities based on the cluster dendrogram, i.e., the primary forest and the fallow forests resulting from swidden activity (Figure 4).

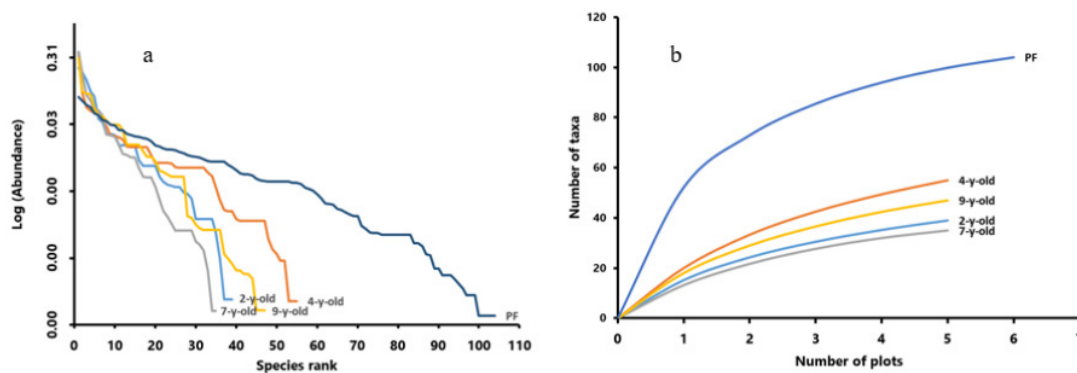


Figure 3. (a) The rank abundance curve or Whittaker plot implemented by plotting the log-transformed species abundance against species rank for all vegetation lifeforms. (b) Species accumulation curve for all vegetation lifeforms using sample rarefaction (Mao's tau) in fallow forests between two- and nine-years-old and primary forest (PF) in coastal areas of north Manokwari, West Papua, Indonesia.

The density of individuals of each lifeform was compared among the forest types. Tree seedlings were the most abundant lifeform; their density was lowest after swidden agriculture, but then increased over time with increasing age of the fallow forest. The stem density of shrubs, seedlings, saplings, poles, and large trees in the primary forest was significantly greater than in fallow forests while lianas were more abundant in 2-year-old fallow forest than in most other forest ages. The density of herbs and palms/screw palms did not change during succession and that of ferns peaked in older fallows (Figure 5).

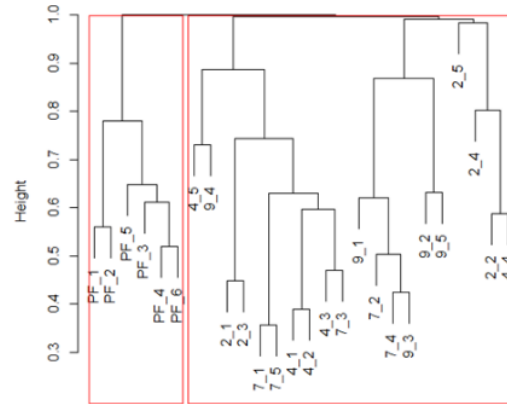
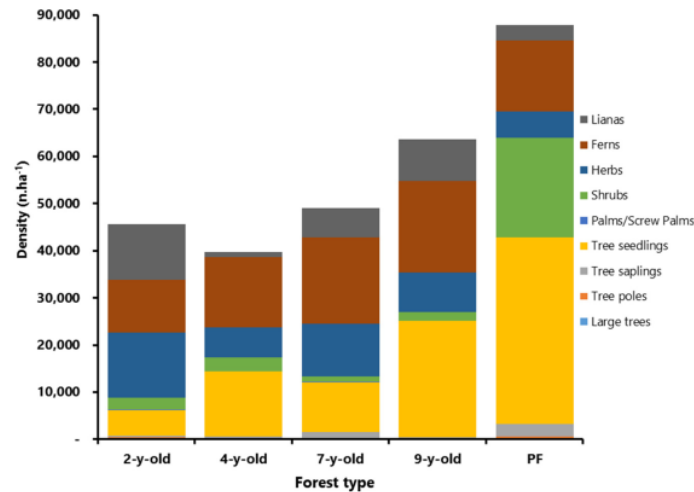


Figure 4. Grouping of plots in the primary forest (PF) and fallow forests between two- and nine-years-old in coastal areas of north Manokwari, West Papua, Indonesia. All vegetation lifeforms are grouped together and plant density in smaller plots is multiplied accordingly to give the equivalent area sampled for each lifeform. The number before the dash is the age of the fallow (2 for two-year-old, 4 for four-year-old, 7 for seven-year-old, and 9 for nine-year-old) while the number after the dash is a label for each plot.



Lifeform	2-y-old	4-y-old	7-y-old	9-y-old	PF	P-value
Lianas	c	b	ab	abc	ab	0.036
Ferns	ab	a	c	bc	a	0.015
Herbs	a	a	a	a	a	0.37
Shrubs	a	a	a	a	b	0.001
Palms/Screw Palms	a	a	a	a	a	0.40
Tree seedlings	a	a	a	a	b	<0.001
Tree saplings	a	a	a	a	b	<0.001
Tree poles	a	a	a	a	b	<0.001
Large trees	a	abc	ab	c	d	<0.001

Figure 5. The mean density of vegetation lifeforms in fallow forests between two- and nine-years-old and primary forest (PF) in coastal areas of north Manokwari, West Papua, Indonesia. Plant density in smaller plots is multiplied accordingly to give the equivalent area sampled for each lifeform. For clarity, error bars are omitted. Different lowercase letters in the table show the differences according to ANOVAs and Tukey's tests with $p < 0.05$.

Two species were found with Near Threatened (NT) Red List status (*Cryptocarya massey* (Oken) Kosterm. and *Intsia bijuga* (Colebr.) Kuntze) and a further three species were classified as Vulnerable (VU) (*Aglaia brassii* Merr. & L.M.Perry, *Anisoptera thurifera* (Blanco) Blume and *Neonauclea acuminata* Ridsdale). Seven species were found that were endemic to New Guinea (according to Cámara-Leret et al. [1]) along with a further three that were found in New Guinea and the Solomon Islands only (according to POWO [28]).

This study also compared the edaphic conditions among forest ages by means of soil organic matter (SOM) and nitrogen (N) as predictor of soil 'fertility'. The SOM was greatest in 2-year-old fallow forest and primary forest while the lowest SOM was found in the 9-year-old fallow forest (Table 1). The total N showed a similar pattern and was greater in the primary forest than in fallow forests while the 9-year-old fallow forest had the lowest total N among the forest types (Table 1).

Table 1. Mean (\pm standard error) soil organic matter (SOM) and total nitrogen (N) in fallow forests between two- and nine-years-old, and primary forest (PF) in coastal areas of north Manokwari, West Papua, Indonesia. Different lowercase letters show the differences according to Tukey's tests with $p < 0.05$.

Variable	Forest Type				
	2-Year-Old	4-Year-Old	7-Year-Old	9-Year-Old	PF
SOM (%)	18.40 \pm 4.82 b	8.05 \pm 3.15 ab	9.38 \pm 2.77 ab	3.35 \pm 0.36 a	10.00 \pm 0.81 b
Total N (%)	0.47 \pm 0.05 ab	0.41 \pm 0.07 ab	0.54 \pm 0.05 b	0.32 \pm 0.03 a	0.84 \pm 0.02 c

4. Discussion

The swidden practice was conducted by local people in Papua where they allow forest recovery after cultivation during secondary succession as investigated in other studies in New Guinea [7,18,29,30] as well as numerous other tropical regions around the world [10,16,31–39]. In our study, the dendrogram revealed two main groups containing the primary forest plots in the first group and the fallow forest plots in the other group indicating the similarity of species composition among the fallows. We did not see a particularly clear pattern of change in the forests with age, perhaps due to the generally young age of the fallows studied. The forest fallows were more dynamic as the re-colonization of certain pioneer species was rapid due to the more open canopy increasing light availability. Increasing light and temperature will also increase the rate of seed germination in this area [38]. In addition, the fallow forests are very near, or surrounded by, either primary forest or older/denser fallow forests allowing colonization of individuals coming from both of these forest types [39,40]. Some ruderal species could be permanently present in the successional stages up to the climax phase, but others will be suppressed by the growth of other vegetation during succession [41–45]. Those species in this research such as *Piper* sp., *Macaranga* species, *Premna corymbosa*, Rottler and *Monstera* sp. tended to occupy fallow forests as early successional species.

The change in the vertical structure of the forest also leads to changes in the relative importance of certain lifeforms. For example, lianas take advantage of the reduction in canopy layers, so they grow aggressively by overlaying other vegetation. For this reason, lianas were more abundant in the fallow forest, and particularly the youngest, most open forests, where this lifeform has the ability to grow not only in vertical but also horizontal directions. The increase in stem density during succession was largely comprised by trees, and larger trees at later stages of succession. The successional process in fallow forests is highly dynamic compared to primary forests in which the species composition and vertical structure are more static upon reaching the climax stage of succession. However, the time for fallow forests to reach a stable state resembling primary forest will take decades, if not longer [13,37,46]. It is also worth considering that there are alternative pathways in succession due to the influence of factors such as previous agriculture practices, the species

present in surrounding forests, and edaphic conditions [47]. It is also important to study a large number of primary forest stands due to high heterogeneity in structure and diversity influenced, at least partly, by the intensity and frequency of disturbances.

The swidden practice changed the vertical structure of vegetation particularly the understory, but in some settings, large trees were left to grow ('remnant trees') because the cutting was conducted using traditional tools and usually by a single family that were not able to remove such large stems. Therefore, in some of the fallow forests, larger remnant trees were recorded, as found in other locations globally [13,48]. These remnant trees will contribute to species richness and carbon stocks in the fallows. The larger trees within fallow forest also play a significant role as putative parent trees to supply seeds which are important in the distribution of seeds into fallow areas [49]. The variety of crops could impact the size and type of area cleared as revealed in other studies [33,36] and, in this study, most local people planted agricultural products such as cassava (*Manihot esculenta* Crantz) and sweet potato (*Ipomoea batatas* (L.) Lam.) which do not require the forest to be totally cleared. Certain species growing in the fallow forests were from cultivation activity such as turmeric (*Curcuma zanthorrhiza* Roxb.), bananas (*Musa* sp.), and pineapple (*Ananas comosus* (L.) Merr.) although these comprised only a small contribution as local people only used certain cultivated plants. Additionally, fruit trees will have been planted in the fallows such as cempedak (*Artocarpus integer* (Thunb.) Merr.), durian (*Durio zibethinus* L.), mango (*Mangifera indica* L.), and rambutan (*Nephelium lappaceum* L.). The fallows additionally contained introduced and potentially invasive species such as *Ageratum conyzoides* (L.) L. and *Imperata cylindrica* (L.) Raeusch. as well as *Piper aduncum* L. that was also found in primary forest from which it has rarely been reported before [42,50].

In addition to vegetation changes, soil properties were also impacted by the agricultural practices. The soil nutrients two years after swidden activity were generally similar to primary forest but differed from the rest of the fallow forests. This is likely due to the minimal impact of agricultural practices that conserved soil organic matter and the low-intensity fires (due to moist conditions) prior to agriculture with some cultivators not using fire [21]. The high C:N ratio of the soils in the youngest fallows (38 vs. 16 as mean of all other ages) suggests this was likely due to input of incompletely burned decomposing wood/logs into the soils. The decline in SOM in the 9-year-old fallows also supports this as this wood will have more fully decomposed but the forest has not grown back sufficiently for large inputs of carbon via leaf litter production. Soil nutrient loss could also occur from surface runoff because the fallow forests have less dense canopies, and the forest floor vegetation was not as developed. As reported by many studies, the vegetation cover has an inverse relationship with surface runoff whereby nutrients would be removed from the fallow forests over time [51].

Species richness declined in fallows compared to primary forest in line with other studies conducted in New Guinea and more broadly. We found that there were about twice as many species (all taxa) in primary forest as compared to secondary forests. This is similar to other studies in New Guinea [30] that showed there were two to three times more tree species in primary forest than younger (<9-year-old) secondary forest. The difference in diversity between the two forest types with respect to tree size was greater for the larger trees. When we re-examined our data for trees ≥ 10 cm dbh only, the pattern was more marked than for all taxa together with about four times as many tree species in primary forest compared to secondary forests (data not shown). Supporting this, another study [21] showed greater richness of trees in primary forest sites compared to formerly cultivated sites but not of non-tree plant lifeforms. It is also important to bear in mind that species richness recovers more rapidly than species composition [35] due to the slow growth of many late-successional primary forest specialist trees.

Although species richness in fallow forests is lower than primary forests, they play a crucial role in local livelihoods. Local people applied the traditional techniques and tools, and the main purpose of their cultivation was to supply food for themselves. This traditional swidden practice has been performed for centuries around the world including

in New Guinea [9,52]. Local people also implemented their traditional knowledge that supports the sustainability of the swidden practice, for example, swiddens are not placed close to rivers. They only clear dense forest for cultivation, but the density of vegetation especially larger trees and presence of particular species are traditional indicators of an area ready for re-cultivation. Furthermore, there are certain areas of primary forests that were purposefully left to grow naturally without disturbance because local people hold the traditional belief that if these primary forests are disturbed, some disaster will happen in this area, therefore, they have traditional zones reserved especially for livelihood activities including their swidden practice.

Among Red-Listed plant species, four were only found in primary forest and two were found in both primary forest and fallows. Five out of the seven species endemic to New Guinea (and 7 out of the 10 endemic to New Guinea and the Solomon Islands) were only found in the primary forest. Therefore, although primary forests are more valuable in terms of species richness and contain rarer species, fallow forests have some role to play in conservation as some Red-Listed species and endemic species are still found within them. We identified about two-thirds of the taxa found to species which is comparable to other tropical studies [13,53]. Nevertheless, about 5% could not be identified even to species. Many New Guinea tree genera are in need of taxonomic revision [1,54] with herbarium collections that are critical to supporting this work being fewer in Indonesian Papua compared to Papua New Guinea [1]. Future work should focus on additional collecting effort to support such revisions as well as capacity-building for Indonesian taxonomists [1]. Overall, of the taxa we identified to species level, only 55% have been assessed for the IUCN Red List indicating that there is still considerable work to be done for such assessments as well.

We recognize that our sampling design is pseudo-replicated, thereby limiting the conclusions that can be drawn. Nevertheless, our study has value in presenting data from a very understudied tropical region that is coming under increasing pressure [1,6,55]. Furthermore, the inclusion of lifeforms that are less often included in traditional inventories of tropical forests (e.g., herbs, ferns) is of value. Generally, the fallows studied here are of a younger age (<10-years-old) and incorporation of mid- to late-age fallows across a broader landscape (avoiding pseudo-replication) and in larger plots would allow us to determine the trajectory of succession at later stages more effectively.

Government intervention is necessary to support the implementation of traditional knowledge in sustainable forest management [2,56] and the local government should legally concede the traditional zones designed by local people for livelihood activity and delineate customary forests [57]. Whilst the farming method in this area disturbs small areas of forest, these disturbed forests will recuperate over time, but at least they are still covered by vegetation and the land is not converted to other functions such as settlements. Moreover, it is crucial to carry out further anthropological research to document the swidden practice in the context of local traditions. It is also essential to monitor the vegetation in the disturbed forests to record the species diversity and recovery in permanent plots [58]. Both of these would clearly support conservation programs in tropical forests of New Guinea.

Author Contributions: Conceptualization, A.M.; data curation, A.M.; formal analysis, A.M. and F.Q.B.; investigation, A.M., A.U., D.A.D. and N.M.H.B.; methodology, A.M., A.U. and D.A.D.; project administration, A.M.; resources, A.M.; supervision, A.M. and F.Q.B.; validation, A.M. and F.Q.B.; visualization, A.M.; writing—original draft, A.M. and F.Q.B.; writing—review and editing, A.U., D.A.D. and N.M.H.B. All authors have read and agreed to the published version of the manuscript.

Funding: Fakultas Kehutanan, Universitas Papua supported transportation costs.

Institutional Review Board Statement: Not applicable.

Informed Consent Statement: Not applicable.

Data Availability Statement: The data presented in this study are available on request from the corresponding author.

Acknowledgments: We thank Fakultas Kehutanan, Universitas Papua and Pemerintah Provinsi Papua Barat for issuing permits.

Conflicts of Interest: The authors declare no conflict of interest.

Appendix A

Table A1. Plant species list in fallow forests between two- and nine-years-old and primary forest (PF) in coastal areas of north Manokwari, West Papua, Indonesia. The presence of species is symbolized using ✓. The seven species in **bold text** are endemic to New Guinea according to Cámara-Leret et al. [1].

Species	Forest Type				PF
	2-Year-Old	4-Year-Old	7-Year-Old	9-Year-Old	
<i>Actinodaphne nitida</i> Teschner					✓
<i>Ageratum conyzoides</i> (L.) L.	✓				
<i>Aglaia spectabilis</i> (Miq.) S.S.Jain and S.Bennet					✓
<i>Aglaia brassii</i> Merr. and L.M.Perry		✓			✓
<i>Alpinia galanga</i> (L.) Willd.		✓	✓		
<i>Alpinia</i> sp.					✓
<i>Alstonia scholaris</i> (L.) R.Br.	✓	✓	✓	✓	✓
<i>Ananas comosus</i> (L.) Merr.			✓		
<i>Anisoptera thurifera</i> (Blanco) Blume					✓
<i>Antiaris toxicaria</i> (J.F.Gmel.) Lesch.					✓
<i>Archidendron pachycarpum</i> (Warb.) Dewit					✓
<i>Archidendron parviflorum</i> Pulle		✓		✓	✓
<i>Archidendron</i> sp.					✓
²³ <i>Areca catechu</i> L.		✓		✓	
<i>Artocarpus altilis</i> (Parkinson ex F.A.Zorn) Fosberg	✓	✓	✓		✓
<i>Artocarpus integer</i> (Thunb.) Merr.				✓	
<i>Baccaurea</i> sp.					✓
<i>Bidens pilosa</i> L.	✓				
<i>Blechnum patersonii</i> (R.Br.) Mett.				✓	
<i>Bubbia</i> sp.		✓			
<i>Buchanania arborescens</i> (Blume) Blume					✓
² <i>Calophyllum inophyllum</i> L.					✓
<i>Campnosperma coriaceum</i> (Jack) Hallier f.					✓
<i>Cananga odorata</i> (Lam.) Hookf. and Thomson		✓	✓	✓	✓
<i>Canarium hirsutum</i> Willd.					✓
<i>Celtis latifolia</i> (Blume) Planch.					✓
<i>Ceodes umbellifera</i> J.R.Forst. and G.Forst.					✓
⁹ <i>Cerbera floribunda</i> K.Schum.					✓
<i>Chionanthus</i> aff. <i>macrocarpus</i> Blume	✓				
<i>Chionanthus</i> sp.					✓
<i>Chisocheton ceramicus</i> (Miq.) C.DC.					✓
<i>Cocos nucifera</i> L.	✓		✓		
<i>Coffea</i> sp.					✓

Table A1. Cont.

Species	Forest Type				PF
	2-Year-Old	4-Year-Old	7-Year-Old	9-Year-Old	
<i>Cryptocarya massoy</i> (Oken) Kosterm.					✓
<i>Curcuma zanthorrhiza</i> Roxb.				✓	
<i>Cynometra browneoides</i> (Harms) Rados.		✓			✓
<i>Diospyros discolor</i> Willd.			✓		✓
<i>Dracontomelon dao</i> (Blanco) Merr. and Rolfe	✓	✓		✓	✓
<i>Durio zibethinus</i> L.		✓		✓	
<i>Dysoxylum mollissimum</i> Blume	✓	✓	✓	✓	✓
<i>Dysoxylum parasiticum</i> (Osbeck) Kosterm.		✓			✓
<i>Elaeocarpus angustifolius</i> Blume					✓
<i>Endospermum moluccanum</i> (Teijsm. and Binn.) Kurz		✓		✓	✓
<i>Falcataria falcata</i> (L.) Greuter and R.Rankin					✓
<i>Ficus aff. annulata</i> Blume	✓				
<i>Ficus benjamina</i> L.					✓
<i>Ficus drupacea</i> Thunb.					✓
<i>Ficus macrothyrsa</i> Corner	✓	✓	✓	✓	
<i>Ficus racemifera</i> Roxb.					✓
<i>Ficus septica</i> Burm.f.		✓	✓	✓	
<i>Ficus variegata</i> Blume		✓	✓	✓	
<i>Ficus</i> sp. 1	✓	✓	✓	✓	
<i>Ficus</i> sp. 2		✓			✓
<i>Ficus</i> sp. 3		✓			✓
<i>Ficus</i> sp. 4					✓
<i>Ficus</i> sp. 5					✓
<i>Garcinia</i> sp.					✓
<i>Gmelina</i> sp.					✓
<i>Gnetum gnemon</i> L.		✓	✓	✓	✓
<i>Gonocaryum littorale</i> (Blume) Sleumer					✓
³⁷ Grass A	✓	✓		✓	
<i>Gymnacranthera farquhariana</i> (Wall ex. Hook.f. and Thomson) Warb.	✓				✓
<i>Harpullia</i> sp.					✓
<i>Hibiscus tiliaceus</i> L.	✓				✓
³⁶ <i>Hibiscus</i> sp.			✓		✓
<i>Homalium foetidum</i> (Roxb.) Benth.					✓
<i>Hopea</i> sp.					✓
<i>Horsfieldia irya</i> (Gaertn.) Warb.		✓		✓	✓
<i>Hylodesmum repandum</i> (Vahl) H.Ohashi and R.R.Mill		✓		✓	
<i>Imperata cylindrica</i> (L.) Raeusch.	✓	✓	✓	✓	
<i>Intsia bijuga</i> (Colebr.) Kuntze		✓	✓		✓
<i>Koordersiodendron pinnatum</i> (Blanco) Merr.		✓	✓	✓	✓
<i>Lauraceae</i> sp.	✓				
<i>Leea aculeata</i> Blume ex Spreng.			✓		✓
<i>Lepiniopsis ternatensis</i> Valetton	✓			✓	✓
<i>Leucaena leucocephala</i> (Lam.) de Wit		✓			

Table A1. Cont.

Species	Forest Type				
	2-Year-Old	4-Year-Old	7-Year-Old	9-Year-Old	PF
Liana A	✓			✓	
Liana B				✓	
Liana C	✓				
Liana D				✓	
<i>Litsea ledermannii</i> Teschner					✓
<i>Litsea timoriana</i> Span.		✓		✓	✓
<i>Litsea tuberculata</i> (Blume) Boerl.					✓
<i>Litsea</i> sp.					✓
<i>Lunasia amara</i> Blanco		✓			✓
<i>Maasia glauca</i> (Hassk.) Mols, Kessler and Rogstad					✓
<i>Macaranga</i> sp. 1	✓	✓	✓	✓	
<i>Macaranga</i> sp. 2	✓	✓	✓	✓	✓
<i>Mallotus floribundus</i> (Blume) Müll.Arg.					✓
<i>Mangifera indica</i> L.				✓	
<i>Mamiltoa</i> sp.					✓
<i>Mastixiodendron pachyclados</i> (K.Schum.) Melch.		✓	✓	✓	✓
<i>Medusanthera laxiflora</i> (Miers) R.A.Howard		✓			✓
<i>Melicope elleryana</i> (F.Muell.) T.G.Hartley				✓	✓
<i>Merremia</i> sp.				✓	
³¹ <i>Mimusops elengi</i> L.					✓
Monoon polycarpum (Burck) B.Xue and R.M.K.Saunders					✓
<i>Monstera</i> sp.	✓	✓	✓	✓	
<i>Mucuna novo-guineensis</i> Scheff.	✓				✓
<i>Musa</i> sp.	✓			✓	
<i>Myristica fatua</i> Houltt.					✓
<i>Myristica</i> aff. <i>gigantea</i> King		✓			
<i>Myristica</i> sp.					✓
<i>Neolamarckia cadamba</i> (Roxb.) Bosser				✓	✓
Neonauclea acuminata Ridsdale					✓
<i>Neonauclea</i> sp.					✓
<i>Nephelium lappaceum</i> L.			✓	✓	
<i>Nephrolepis</i> sp.	✓	✓	✓	✓	✓
<i>Ochrosia</i> sp.					✓
<i>Octomeles sumatrana</i> Miq.	✓		✓	✓	✓
Orchidaceae sp.		✓			✓
<i>Ormosia calavensis</i> Azaola					✓
<i>Ormosia</i> sp.					✓
<i>Osmoxylon</i> aff. <i>globulare</i> Philipson	✓	✓			
<i>Palaquium amboinense</i> Burck		✓			✓
<i>Palaquium</i> sp.		✓	✓	✓	
<i>Pandanus tectorius</i> Parkinson ex Du Roi	✓				
<i>Pimelodendron amboinicum</i> Hassk.		✓			✓
<i>Piper aduncum</i> L.	✓	✓	✓	✓	✓
<i>Piper</i> sp.	✓				

Table A1. Cont.

Species	Forest Type				PF
	2-Year-Old	4-Year-Old	7-Year-Old	9-Year-Old	
<i>Pipturus argenteus</i> (G.Forst.) Wedd.					✓
<i>Polyalthia</i> sp. 1					✓
<i>Polyalthia</i> sp. 2					✓
<i>Pometia pinnata</i> J.R.Forst. and G.Forst.		✓		✓	✓
<i>Prenna corymbosa</i> Rottler	✓	✓	✓	✓	
<i>Prunus arborea</i> (Blume) Kalkman		✓			✓
<i>Pterygota horsfieldii</i> (R.Br.) Kosterm.				✓	✓
<i>Pterygota</i> sp.					✓
<i>Rhus taitensis</i> Guill.		✓			✓
<i>Rhus</i> sp.					✓
Sapindaceae sp.					✓
<i>Semecarpus papuanus</i> Lauterb.					✓
<i>Spathiostemon javensis</i> Blume		✓	✓		✓
<i>Spondias dulcis</i> Parkinson	✓	✓	✓		
<i>Stachytarpheta jamaicensis</i> (L.) Vahl	✓				
<i>Sterculia</i> aff. <i>elongata</i> Ridl.		✓	✓		
<i>Sterculia macrophylla</i> Vent.		✓		✓	✓
<i>Sterculia parkinsonii</i> F.Muell.					✓
<i>Sterculia urceolata</i> Sm.	✓	✓	✓		✓
<i>Syzygium</i> sp.	✓				✓
<i>Tectaria</i> aff. <i>zollingeri</i> (Kurz) Holttum	✓				✓
<i>Teijsmanniodendron bogoriense</i> Koord.					✓
Thelypteridiaceae sp.	✓	✓	✓	✓	
<i>Timonius timon</i> (Spreng.) Merr.					✓
<i>Timonius</i> sp.					✓
Tree A	✓				
Tree B	✓	✓	✓		
<i>Uncaria</i> sp. 1					✓
<i>Uncaria</i> sp. 2					✓
<i>Vigna trilobata</i> L. (Verdc.)				✓	
<i>Vitex</i> sp.		✓	✓	✓	
<i>Ziziphus</i> sp.					✓

References

- Cámara-Leret, R.; Frodin, D.G.; Adema, F.; Anderson, C.; Appelhans, M.S.; Argent, G.; Guerrero, S.A.; Ashton, P.S.; Baker, W.J.; Barfod, A.S.; et al. New Guinea has the world's richest island flora. *Nature* **2020**, *584*, 579–583. [[CrossRef](#)] [[PubMed](#)]
- Murdjoko, A.; Ungirwalu, A.; Mardiyadi, Z.; Tokede, M.J.; Djitmau, D.A.; Benu, N.M.H. Floristic composition of Buah Hitam habitats in lowland tropical mixed forest of West Papua, Indonesia. *Florest. Ambient.* **2021**, *28*, e20210042. [[CrossRef](#)]
- Ungirwalu, A.; Awang, S.A.; Murdjoko, A. Model aplikasi agroforestri tumbuhan Buah Hitam (*Haplolobus monticola* Husson) berbasis pengetahuan lokal etnis Wandamen-Papua: Prospek pengembangan perhutanan sosial di Papua. In *Prosiding Seminar Nasional Silvikultur II: Pembaruan Silvikultur untuk Mendukung Pemulihan Fungsi Hutan menuju Ekonomi Hijau*, Universitas Gadjah Mada, Yogyakarta, 28 Agustus 2014; Prehaten, D., Syahbudin, A., Andiyani, R.D., Eds.; Fakultas Kehutanan, Universitas Gadjah Mada: Yogyakarta, Indonesia, 2014; pp. 268–274.
- Vallet, A.; Locatelli, B.; Levrel, H.; Brenes Pérez, C.; Imbach, P.; Estrada Carmona, N.; Manlay, R.; Oszwald, J. Dynamics of ecosystem services during forest transitions in Reventazón, Costa Rica. *PLoS ONE* **2016**, *11*, e0158615. [[CrossRef](#)] [[PubMed](#)]
- Wakhidah, A.Z.; Chikmawati, T.; Purwanto, Y. Homegarden ethnobotany of two Saibatin villages in Lampung, Indonesia: Species diversity, uses, and values. *For. Soc.* **2020**, *4*, 338–357. [[CrossRef](#)]

6. Gaveau, D.L.A.; Santos, L.; Locatelli, B.; Salim, M.A.; Husnayaen, H.; Meijaard, E.; Heatubun, C.D.; Sheil, D. Forest loss in Indonesian New Guinea (2001–2019): Trends, drivers and outlook. *Biol. Conserv.* **2021**, *261*, 109225. [CrossRef]
7. Manner, H.I. Ecological succession in new and old swiddens of montane Papua New Guinea. *Hum. Ecol.* **1981**, *9*, 359–377. [CrossRef]
8. Ungirwalu, A.; Awang, S.A.; Suryanto, P.; Maryudi, A. The ethno-techno-conservation approach in the utilization of Black Fruit (*Haplolobus* sp.) by the Wandamen ethnic of Papua, Indonesia. *Biodiversitas* **2017**, *18*, 1336–1343. [CrossRef]
9. Heinemann, A.; Mertz, O.; Froelking, S.; Christensen, A.E.; Hurni, K.; Sedano, F.; Chini, L.P.; Sahajpal, R.; Hansen, M.; Hurtt, G. A global view of shifting cultivation: Recent, current, and future extent. *PLoS ONE* **2017**, *12*, e0184479. [CrossRef]
10. Mukul, S.A.; Herbohn, J. The impacts of shifting cultivation on secondary forests dynamics in tropics: A synthesis of the key findings and spatio temporal distribution of research. *Environ. Sci. Policy* **2016**, *55*, 167–177. [CrossRef]
11. Schmidt-Vogt, D.; Leisz, S.J.; Mertz, O.; Heinemann, A.; Thiha, T.; Messerli, P.; Epprecht, M.; Cu, P.V.; Chi, V.K.; Hardiono, M.; et al. An assessment of trends in the extent of swidden in Southeast Asia. *Hum. Ecol.* **2009**, *37*, 269–280. [CrossRef]
12. Angelsen, A. Shifting cultivation and “deforestation”: A study from Indonesia. *World Dev.* **1995**, *23*, 1713–1729. [CrossRef]
13. Brearley, F.Q.; Prajadinata, S.; Kidd, P.S.; Proctor, J.; Suriantata. Structure and floristics of an old secondary rain forest in Central Kalimantan, Indonesia, and a comparison with adjacent primary forest. *For. Ecol. Manag.* **2004**, *195*, 385–397. [CrossRef]
14. Ding, Y.; Zang, R.; Liu, S.; He, F.; Letcher, S.G. Recovery of woody plant diversity in tropical rain forests in southern China after logging and shifting cultivation. *Biol. Conserv.* **2012**, *145*, 225–233. [CrossRef]
15. Fujiki, S.; Nishio, S.; Okada, K.-I.; Nais, J.; Kitayama, K. Plant communities and ecosystem processes in a succession-altitude matrix after shifting cultivation in the tropical montane forest zone of northern Borneo. *J. Trop. Ecol.* **2017**, *33*, 33–49. [CrossRef]
16. Villa, P.M.; Martins, S.V.; Nolasco de Oliveira Neto, S.; Rodrigues, A.C.; Martorano, L.G.; Delgado Monsanto, L.; Cancio, N.M.; Gastauer, M. Intensification of shifting cultivation reduces forest resilience in the northern Amazon. *For. Ecol. Manag.* **2018**, *430*, 312–320. [CrossRef]
17. Ribeiro Filho, A.A.; Adams, C.; Murieta, R.S.S. The impacts of shifting cultivation on tropical forest soil: A review. *Bol. Mus. Para. Emílio Goeldi Cienc. Hum. Belém* **2013**, *8*, 693–727. [CrossRef]
18. Kukla, J.; Whitfield, T.J.S.; Cajthaml, T.; Baldrian, P.; Veselá-Šimáčková, H.; Novotný, V.; Frouz, J. The effect of traditional slash-and-burn agriculture on soil organic matter, nutrient content, and microbiota in tropical ecosystems of Papua New Guinea. *Land. Degrad. Dev.* **2019**, *30*, 166–177. [CrossRef]
19. Polak, M. The botanical diversity in the Ayawasi area, Irian Jaya, Indonesia. *Biodivers. Conserv.* **2000**, *9*, 1345–1375. [CrossRef]
20. Sheil, D.; Boissière, M.; van Heist, M.; Rachman, I.; Basuki, I.; Wan, M.; Watopa, Y. The floodplain forests of the Mamberamo Basin, Papua, Indonesia (western New Guinea): Vegetation, soils, and local use. *Forests* **2021**, *12*, 1790. [CrossRef]
21. van Heist, M.; Sheil, D.; Rachman, I.; Gusbager, P.; Raweyai, C.; Yoteni, H. The forests and related vegetation of Kwerba, on the Foja foothills, Mamberamo, Papua (Indonesian New Guinea). *Blumea* **2010**, *55*, 153–161. [CrossRef]
22. Robiansyah, I. Diversity and biomass of tree species in Tambrau, West Papua, Indonesia. *Biodiversitas* **2018**, *19*, 377–386. [CrossRef]
23. Tawer, P.; Maturbongs, R.; Murdjoko, A.; Jitmau, M.; Djitmau, D.; Siburian, R.; Ungirwalu, A.; Wanma, A.; Mardiyadi, Z.; Wanma, J.; et al. Vegetation dynamic post-disturbance in tropical rain forest of Bird’s Head Peninsula of West Papua, Indonesia. *Ann. Silv. Res.* **2021**, *46*, 48–58.
24. Badan Pusat Statistik Kabupaten Manokwari. *Kabupaten Manokwari Dalam Angka 2021*; Badan Pusat Statistik Kabupaten Manokwari: Manokwari, Indonesia, 2021; p. 13.
25. Colwell, R.K.; Mao, C.X.; Chang, J. Interpolating, extrapolating, and comparing incidence-based species accumulation curves. *Ecology* **2004**, *85*, 2717–2727. [CrossRef]
26. Hammer, Ø.; Harper, D.A.; Ryan, P.D. PAST: Paleontological statistics software package for education and data analysis. *Palaentol. Electron.* **2001**, *4*, 4.
27. Oksanen, A.J.; Blanchet, F.G.; Friendly, M.; Kindt, R.; Legendre, P.; McGinn, D.; Minchin, P.R.; O’Hara, R.B.; Simpson, G.L.; Solymos, P.; et al. Package ‘Vegan’ Community Ecology Package. Version 2.5–6. 2019. Available online: <https://cran.r-project.org/web/packages/vegan/index.html> (accessed on 3 May 2021).
28. Plants of the World Online. Available online: <http://www.plantsoftheworldonline.org/> (accessed on 11 October 2021).
29. Sillitoe, P.; Shiel, R.S. Soil fertility under shifting and semi-continuous cultivation in the Southern Highlands of Papua New Guinea. *Soil Use Manag.* **1999**, *15*, 49–55. [CrossRef]
30. Whitfield, T.J.S.; Lasky, J.R.; Damas, K.; Sosanika, G.; Molem, K.; Montgomery, R.A. Species richness, forest structure, and functional diversity during succession in the New Guinea lowlands. *Biotropica* **2014**, *46*, 538–548. [CrossRef]
31. Hattori, D.; Kenzo, T.; Shirahama, T.; Harada, Y.; Kendawang, J.J.; Ninomiya, I.; Sakurai, K. Degradation of soil nutrients and slow recovery of biomass following shifting cultivation in the heath forests of Sarawak, Malaysia. *For. Ecol. Manag.* **2019**, *432*, 467–477. [CrossRef]
32. Klanderud, K.; Mbolatiana, H.Z.H.; Vololomboahangy, M.N.; Radimbison, M.A.; Roger, E.; Totland, Ø.; Rajerison, C. Recovery of plant species richness and composition after slash-and-burn agriculture in a tropical rainforest in Madagascar. *Biodivers. Conserv.* **2010**, *19*, 187–204. [CrossRef]
33. Pereira Cabral Gomes, E.; Sugiyama, M.; Fernandes de Oliveira Junior, C.J.; Medeiros Prado, H.; Ribeiro Filho, A.A.; Adams, C. Post-agricultural succession in the fallow swiddens of southeastern Brazil. *For. Ecol. Manag.* **2020**, *475*, 118398. [CrossRef]

34. Siahaya, M.E.; Hutaeruk, T.R.; Aponno, H.S.E.S.; Hatulesila, J.W.; Mardhanie, A.B. Traditional ecological knowledge on shifting cultivation and forest management in east Borneo, Indonesia. *Int. J. Biodivers. Sci. Ecosyst. Serv. Manag.* **2016**, *12*, 14–23. [[CrossRef](#)]
35. Rozendaal, D.M.A.; Bongers, F.; Aide, T.M.; Alvarez-Dávila, E.; Ascarrunz, N.; Balvanera, P.; Becknell, J.M.; Bentos, T.V.; Brancalion, P.H.S.; Cabral, G.A.L.; et al. Biodiversity recovery of Neotropical secondary forests. *Sci. Adv.* **2019**, *5*, eaau3114. [[CrossRef](#)] [[PubMed](#)]
36. Tongkoom, K.; Marohn, C.; Piepho, H.P.; Cadisch, G. Ecosystem recovery indicators as decision criteria on potential reduction of fallow periods in swidden systems of northern Thailand. *Ecol. Indic.* **2018**, *95*, 554–567. [[CrossRef](#)]
37. Villa, P.M.; Martins, S.V.; Nolasco de Oliveira Neto, S.; Rodrigues, A.C.; Safar, N.V.H.; Delgado Monsanto, L.; Cancio, N.M.; Ali, A. Woody species diversity as an indicator of the forest recovery after shifting cultivation disturbance in the northern Amazon. *Ecol. Indic.* **2018**, *95*, 687–694. [[CrossRef](#)]
38. Lu, X.; Zang, R.; Ding, Y.; Letcher, S.G.; Long, W.; Huang, Y. Variations and trade-offs in functional traits of tree seedlings during secondary succession in a tropical lowland rain forest. *Biotropica* **2014**, *46*, 404–414. [[CrossRef](#)]
39. Hawes, J.E.; Vieira, I.C.G.; Magnago, L.F.S.; Berenguer, E.; Ferreira, J.; Aragão, L.E.O.C.; Cardoso, A.; Lees, A.C.; Lennox, G.D.; Tobias, J.A.; et al. A large-scale assessment of plant dispersal mode and seed traits across human-modified Amazonian forests. *J. Ecol.* **2020**, *108*, 1373–1385. [[CrossRef](#)]
40. Murdjoko, A.; Jitmau, M.M.; Djitmau, D.A.; Siburian, R.H.S.; Ungirwalu, A.; Wanma, A.O.; Mardiyadi, Z.; Rumatora, A.; Mofu, W.Y.; Sineri, A.S.; et al. Heterospecific and conspecific associations of trees in lowland tropical forest of New Guinea. *Biodiversitas* **2020**, *21*, 4405–4418. [[CrossRef](#)]
41. Chong, K.Y.; Corlett, R.T.; Nuñez, M.A.; Chiu, J.H.; Courchamp, F.; Dawson, W.; Kuebbing, S.; Liebhold, A.M.; Padmanaba, M.; Souza, L.; et al. Are terrestrial biological invasions different in the tropics? *Annu. Rev. Ecol. Evol. Syst.* **2020**, *52*, 291–314. [[CrossRef](#)]
42. Hartemink, A.E. The invasive shrub *Piper aduncum* in Papua New Guinea: A review. *J. Trop. For. Sci.* **2010**, *22*, 202–213.
43. Kuswandi, R.; Murdjoko, A. Population structures of four tree species in logged-over tropical forest in south Papua, Indonesia: An integral projection model approach. *Indones. J. For. Res.* **2015**, *2*, 93–101.
44. Murdjoko, A. Recuperation of non-commercial trees in logged forest in southern Papua, Indonesia. *J. Manaj. Hutan Trop.* **2013**, *19*, 94–102.
45. Murdjoko, A.; Marsono, D.; Sadono, R.; Hadisusanto, S. Population dynamics of *Pometia* for the period of post-selective logging in tropical rainforest, southern Papua, Indonesia. *Biosaintifika* **2016**, *8*, 321–330. [[CrossRef](#)]
46. McNamara, S.; Erskine, P.D.; Lamb, D.; Chantalangsy, L.; Boyle, S. Primary tree species diversity in secondary fallow forests of Laos. *For. Ecol. Manag.* **2012**, *281*, 93–99. [[CrossRef](#)]
47. Jakovac, C.C.; Junqueira, A.B.; Crouzeilles, R.; Peña-Claros, M.; Mesquita, R.C.G.; Bongers, F. The role of land-use history in driving successional pathways and its implications for the restoration of tropical forests. *Biol. Rev.* **2021**, *96*, 1114–1134. [[CrossRef](#)]
48. Cuni Sanchez, A.; Lindsell, J.A. The role of remnant trees in carbon sequestration, vegetation structure and tree diversity of early succession regrowing fallows in eastern Sierra Leone. *Afr. J. Ecol.* **2017**, *55*, 188–197. [[CrossRef](#)]
49. Sandor, M.E.; Chazdon, R.L. Remnant trees affect species composition but not structure of tropical second-growth forest. *PLoS ONE* **2014**, *9*, e83284.
50. Lepš, J.; Novotný, V.; Čížek, L.; Molem, K.; Isua, B.; Boen, W.; Kutil, R.; Auga, J.; Kasbal, M.; Manumbor, M.; et al. Successful invasion of the Neotropical species *Piper aduncum* in rain forests in Papua New Guinea. *Appl. Veg. Sci.* **2002**, *5*, 255–262. [[CrossRef](#)]
51. Labrière, N.; Locatelli, B.; Laumonier, Y.; Freycon, V.; Bernoux, M. Soil erosion in the humid tropics: A systematic quantitative review. *Agric. Ecosyst. Environ.* **2015**, *203*, 127–139. [[CrossRef](#)]
52. Li, P.; Feng, Z.; Jiang, L.; Liao, C.; Zhang, J. A review of swidden agriculture in Southeast Asia. *Remote Sens.* **2014**, *6*, 1654–1683. [[CrossRef](#)]
53. Trethowan, L.A.; Eiserhardt, W.L.; Girmansyah, D.; Kintamani, E.; Utteridge, T.M.A.; Brearley, F.Q. Floristics of forests across low nutrient soils in Sulawesi, Indonesia. *Biotropica* **2020**, *52*, 1309–1318. [[CrossRef](#)]
54. Utteridge, T.M.A.; Jennings, L.V.S. *Trees of New Guinea*; Kew Publishing: Richmond, UK, 2021.
55. Rochmyaningsih, D. Massive road project threatens New Guinea's biodiversity. *Science* **2021**, *374*, 246–247. [[CrossRef](#)]
56. Cámara-Leret, R.; Dennehy, Z. Indigenous knowledge of New Guinea's useful plants: A review. *Econ. Bot.* **2019**, *73*, 405–415. [[CrossRef](#)]
57. Ungirwalu, A.; Awang, S.A.; Runtuboi, Y.Y.; Peday, M.Y.; Marwa, J.; Maitar, B.; Murdjoko, A.; Fatem, S.M. Customary forests in West Papua: Contestation of desires or needs? *For. Soc.* **2021**, *5*, 365–375. [[CrossRef](#)]
58. Brearley, F.Q.; Adinugroho, W.C.; Cámara-Leret, R.; Krisnawati, H.; Ledo, A.; Qie, L.; Smith, T.E.L.; Aini, F.; Garnier, F.; Lestari, N.S.; et al. Opportunities and challenges for an Indonesian forest monitoring network. *Ann. For. Sci.* **2019**, *76*, 54. [[CrossRef](#)]

Secondary Succession after Slash-and-Burn Cultivation in Papuan Lowland Forest, Indonesia

ORIGINALITY REPORT

13%

SIMILARITY INDEX

10%

INTERNET SOURCES

10%

PUBLICATIONS

4%

STUDENT PAPERS

PRIMARY SOURCES

- 1** bethel-nz.blogspot.com 1%

Internet Source
- 2** Li Gu, Zhiwen Gong, Yuankun Bu. "Forest Quality Dynamic Change and Its Driving Factors Accompanied by Forest Transition in China", *Forests*, 2021 1%

Publication
- 3** Submitted to Queen Mary and Westfield College 1%

Student Paper
- 4** Chen Feng, Huiming You, Fanglin Tan, Jianliang Han, Xiaoxue Yu, Weibin You, Dongjin He. "Methane Contributions of Different Components of Kandelia candel-Soil System under Nitrogen Supplementation", *Forests*, 2022 1%

Publication
- 5** core.ac.uk 1%

Internet Source

6	<p>Hazandy Abdul-Hamid, Fatin-Norliyana Mohamad-Ismail, Johar Mohamed, Zaiton Samdin et al. "Allometric Equation for Aboveground Biomass Estimation of Mixed Mature Mangrove Forest", <i>Forests</i>, 2022</p> <p>Publication</p>	1 %
7	<p>es.scribd.com</p> <p>Internet Source</p>	1 %
8	<p>Andrea Masciadri, Sara Comai, Fabio Salice. "Wellness Assessment of Alzheimer's Patients in an Instrumented Health-Care Facility", <i>Sensors</i>, 2019</p> <p>Publication</p>	1 %
9	<p>www.smujo.id</p> <p>Internet Source</p>	<1 %
10	<p>Syamsuddin Millang. "Productivity of Pangi (<i>Pangium edule</i> Reinw.) and biodiversity of agroforestry systems at various altitudes in Toraja Regency, South Sulawesi", <i>IOP Conference Series: Earth and Environmental Science</i>, 2021</p> <p>Publication</p>	<1 %
11	<p>Yaoyao Gao, Yutong Wang, Aili Qu, Jiangming Kan, Feng Kang, Yutan Wang. "Study of Sawing Parameters for <i>Caragana korshinskii</i> (C.K.) Branches", <i>Forests</i>, 2022</p> <p>Publication</p>	<1 %

-
- 12 jardinbotanicolamacarena.org Internet Source <1 %
-
- 13 [Global Environmental Studies, 2014.](#) Publication <1 %
-
- 14 [Marta Kolanowska, Marta Kras, Sławomir Nowak, Dariusz L. Szlachetko. " Synopsis of s.l. \(Orchidaceae\) in New Guinea and adjacent islands ", PeerJ, 2021](#) Publication <1 %
-
- 15 opus4.kobv.de Internet Source <1 %
-
- 16 hdl.handle.net Internet Source <1 %
-
- 17 [Takuro Furusawa. "The Role of Barrier Islands in Subsistence of the Inhabitants of Roviana Lagoon, Solomon Islands", Human Ecology, 07/11/2009](#) Publication <1 %
-
- 18 [Congchao Xu, Ying Sun, Bowen Shi, Xinjuan Wang, Rui Li, Mingxiao Li, Beidou Xi, Chuanping Feng. "Study on the Processes Influencing and Importance of Ecological Water Replenishment for Groundwater Resources: A Case Study in Yongding River", Water, 2022](#) Publication <1 %
-

19 Mukul, Sharif A., and John Herbohn. "The impacts of shifting cultivation on secondary forests dynamics in tropics: A synthesis of the key findings and spatio temporal distribution of research", Environmental Science & Policy, 2016.
Publication <1 %

20 Usir.salford.ac.uk
Internet Source <1 %

21 Submitted to Universitas Papua
Student Paper <1 %

22 I.M. Turner, K.S. Chua, J.S.Y. Ong, B.C. Soong, H.T.W. Tan. "A Century of Plant Species Loss from an Isolated Fragment of Lowland Tropical Rain Forest", Conservation Biology, 1996
Publication <1 %

23 Submitted to Sriwijaya University
Student Paper <1 %

24 complete.bioone.org
Internet Source <1 %

25 Michael Urban, Dariusz Wójcik. "Dirty Banking: Probing the Gap in Sustainable Finance", Sustainability, 2019
Publication <1 %

26 adoc.pub
Internet Source

<1 %

27

ir.canterbury.ac.nz

Internet Source

<1 %

28

Lawrence N. Hudson, Tim Newbold, Sara Contu, Samantha L. L. Hill et al. "The PREDICTS database: a global database of how local terrestrial biodiversity responds to human impacts", *Ecology and Evolution*, 2014

Publication

<1 %

29

Thomas A.K. Prescott, Robert Kiapranis, Sutherland K. Maciver. "Comparative ethnobotany and in-the-field antibacterial testing of medicinal plants used by the Bulu and inland Kaulong of Papua New Guinea", *Journal of Ethnopharmacology*, 2012

Publication

<1 %

30

download.garuda.kemdikbud.go.id

Internet Source

<1 %

31

powo.science.kew.org

Internet Source

<1 %

32

www.scielo.br

Internet Source

<1 %

33

LIAN PIN KOH. "Impacts of land use change on South-east Asian forest butterflies: a review", *Journal of Applied Ecology*, 8/2007

Publication

<1 %

34	Tropical Forestry Handbook, 2016. Publication	<1 %
35	cwww.intechopen.com Internet Source	<1 %
36	journals-crea.4science.it Internet Source	<1 %
37	mafiadoc.com Internet Source	<1 %
38	repository.unipa.ac.id:8080 Internet Source	<1 %
39	www.cifor.org Internet Source	<1 %
40	www.researchgate.net Internet Source	<1 %
41	Parrotta, John, Youn Yeo-Chang, and Leni D. Camacho. "Traditional knowledge for sustainable forest management and provision of ecosystem services", International Journal of Biodiversity Science Ecosystems Services & Management, 2016. Publication	<1 %
42	Heitor Mancini Teixeira, Irene Maria Cardoso, Felix J.J.A. Bianchi, Arthur da Cruz Silva, Delphin Jamme, Marielos Peña-Claros. "Linking vegetation and soil functions during	<1 %

secondary forest succession in the Atlantic forest", Forest Ecology and Management, 2020

Publication

Exclude quotes Off

Exclude matches Off

Exclude bibliography On

Secondary Succession after Slash-and-Burn Cultivation in Papuan Lowland Forest, Indonesia

GRADEMARK REPORT

FINAL GRADE

/0

GENERAL COMMENTS

Instructor

PAGE 1

PAGE 2

PAGE 3

PAGE 4

PAGE 5

PAGE 6

PAGE 7

PAGE 8

PAGE 9

PAGE 10

PAGE 11

PAGE 12

PAGE 13

PAGE 14
